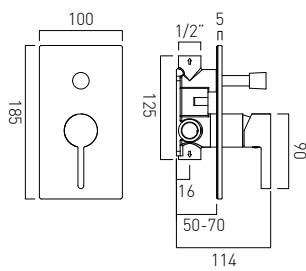



Edit  
concealed 1 outlet shower valve  
single lever  
wall mounted  
with rectangular backplate  
ceramic cartridge CAR-K35A  
2 x 1/2" female inlets  
2 x 1/2" female outlets (one is blanked off)  
min-max wall mount 40-65mm  
minimum operating pressure 0.2 bar LP (shower)  
minimum operating pressure 1.5 bar MP (bath)

chrome  
EDI-145A-C/P

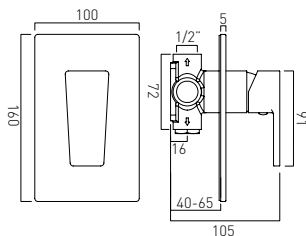
Stocked In  
UK



Edit  
concealed 2 outlet shower valve with diverter  
single lever  
wall mounted  
with rectangular backplate  
ceramic cartridge CAR-K35A  
2 x 1/2" female inlets  
2 x 1/2" female outlets  
min-max wall mount 50-70mm  
minimum operating pressure 0.2 bar LP (shower)  
minimum operating pressure 1.5 bar MP (bath)

chrome  
EDI-147A-C/P

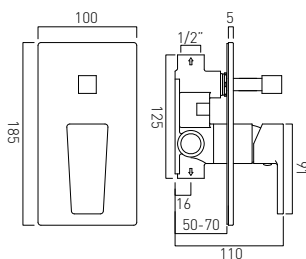
Stocked In  
UK



Synergie  
concealed 1 outlet shower valve  
single lever  
wall mounted  
with rectangular backplate  
ceramic cartridge CAR-K35A  
2 x 1/2" female inlets  
2 x 1/2" female outlets (one is blanked off)  
min-max wall mount 40-65mm  
minimum operating pressure 0.2 bar LP (shower)  
minimum operating pressure 1.5 bar MP (bath)

chrome  
SYN-145A-C/P

Stocked In  
UK

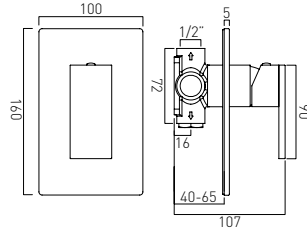


Synergie  
concealed 2 outlet shower valve with diverter  
single lever  
wall mounted  
with rectangular backplate  
ceramic cartridge CAR-K35A  
2 x 1/2" female inlets  
2 x 1/2" female outlets  
min-max wall mount 50-70mm  
minimum operating pressure 0.2 bar LP (shower)  
minimum operating pressure 1.5 bar MP (bath)

chrome  
SYN-147A-C/P

Stocked In  
UK

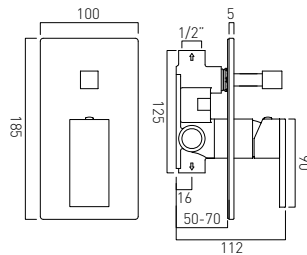




Notion  
 concealed 1 outlet shower valve  
 single lever  
 wall mounted  
 with rectangular backplate  
 ceramic cartridge CAR-K35A  
 2 x 1/2" female inlets  
 2 x 1/2" female outlets (one is blanked off)  
 min-max wall mount 40-65mm  
 minimum operating pressure 0.2 bar LP (shower)  
 minimum operating pressure 1.5 bar MP (bath)

chrome  
 NOT-145A-C/P

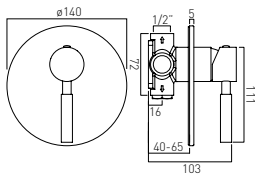
Stocked In  
 UK / Dubai







Notion  
 concealed 2 outlet shower valve with diverter  
 single lever  
 wall mounted  
 with rectangular backplate  
 ceramic cartridge CAR-K35A  
 2 x 1/2" female inlets  
 2 x 1/2" female outlets  
 min-max wall mount 50-70mm  
 minimum operating pressure 0.2 bar LP (shower)  
 minimum operating pressure 1.5 bar MP (bath)

chrome  
 NOT-147A-C/P

Stocked In  
 UK / Dubai



HANDLE OPTIONS

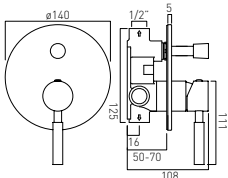
-  Chrome
-  Black
-  Red
-  White

Origins  
 concealed 1 outlet shower valve  
 single lever  
 wall mounted  
 with circular backplate  
 ceramic cartridge CAR-K35A  
 2 x 1/2" female inlets  
 2 x 1/2" female outlets (one is blanked off)  
 min-max wall mount 40-65mm  
 minimum operating pressure 0.2 bar LP (shower)  
 minimum operating pressure 1.5 bar MP (bath)





chrome handle supplied as standard  
 Nuance handles may be purchased separately

chrome  
 ORI-145A-C/P\*

Stocked In  
 UK / Dubai



HANDLE OPTIONS

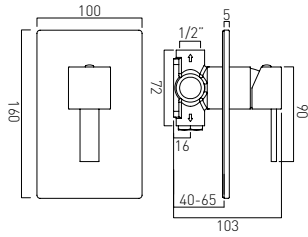

-  Chrome
-  Black
-  Red
-  White

Origins  
 concealed 2 outlet shower valve with diverter  
 single lever  
 wall mounted  
 with circular backplate  
 ceramic cartridge CAR-K35A  
 2 x 1/2" female inlets  
 2 x 1/2" female outlets  
 min-max wall mount 50-70mm  
 minimum operating pressure 0.2 bar LP (shower)  
 minimum operating pressure 1.5 bar MP (bath)

chrome  
 ORI-147A-C/P\*

Stocked In  
 UK / Dubai

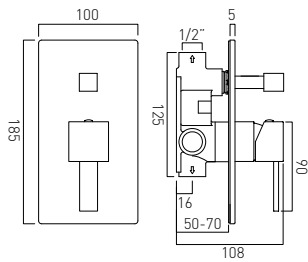




Té  
concealed 1 outlet shower valve  
single lever  
wall mounted  
with rectangular backplate  
ceramic cartridge CAR-K35A  
2 x 1/2" female inlets  
2 x 1/2" female outlets (one is blanked off)  
min-max wall mount 40-65mm  
minimum operating pressure 0.2 bar LP (shower)  
minimum operating pressure 1.5 bar MP (bath)

chrome  
TE-145A-C/P

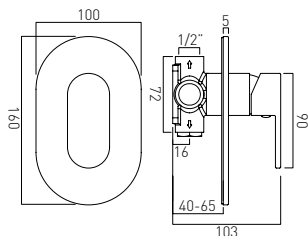
Stocked In  
UK / Dubai



Té  
concealed 2 outlet shower valve with diverter  
single lever  
wall mounted  
with rectangular backplate  
ceramic cartridge CAR-K35A  
2 x 1/2" female inlets  
2 x 1/2" female outlets  
min-max wall mount 50-70mm  
minimum operating pressure 0.2 bar LP (shower)  
minimum operating pressure 1.5 bar MP (bath)

chrome  
TE-147A-C/P

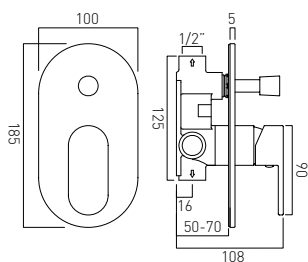
Stocked In  
UK / Dubai



Life  
concealed 1 outlet shower valve  
single lever  
wall mounted  
with oval backplate  
ceramic cartridge CAR-K35A  
2 x 1/2" female inlets  
2 x 1/2" female outlets (one is blanked off)  
min-max wall mount 40-65mm  
minimum operating pressure 0.2 bar LP (shower)  
minimum operating pressure 1.5 bar MP (bath)

chrome  
LIF-145A-C/P

Stocked In  
UK / Dubai



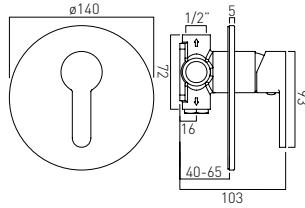
Life  
concealed 2 outlet shower valve with diverter  
single lever  
wall mounted  
with oval backplate  
ceramic cartridge CAR-K35A  
2 x 1/2" female inlets  
2 x 1/2" female outlets  
min-max wall mount 50-70mm  
minimum operating pressure 0.2 bar LP (shower)  
minimum operating pressure 1.5 bar MP (bath)

chrome  
LIF-147A-C/P

Stocked In  
UK / Dubai



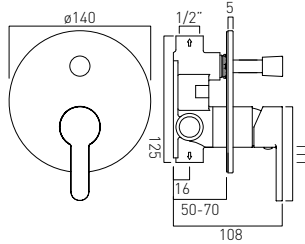
\* not available with stone coloured handles



Sense  
concealed 1 outlet shower valve  
single lever  
wall mounted  
with circular backplate  
ceramic cartridge CAR-K35A  
2 x 1/2" female inlets  
2 x 1/2" female outlets (one is blanked off)  
min-max wall mount 40-65mm  
minimum operating pressure 0.2 bar LP (shower)  
minimum operating pressure 1.5 bar MP (bath)

chrome  
SEN-145A-C/P

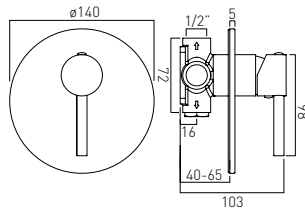
Stocked In  
UK / Dubai



Sense  
concealed 2 outlet shower valve with diverter  
single lever  
wall mounted  
with circular backplate  
ceramic cartridge CAR-K35A  
2 x 1/2" female inlets  
2 x 1/2" female outlets  
min-max wall mount 50-70mm  
minimum operating pressure 0.2 bar LP (shower)  
minimum operating pressure 1.5 bar MP (bath)

chrome  
SEN-147A-C/P

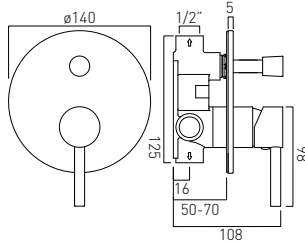
Stocked In  
UK / Dubai



Zoo  
concealed 1 outlet shower valve  
single lever  
wall mounted  
with circular backplate  
ceramic cartridge CAR-K35A  
2 x 1/2" female inlets  
2 x 1/2" female outlets (one is blanked off)  
min-max wall mount 40-65mm  
minimum operating pressure 0.2 bar LP (shower)  
minimum operating pressure 1.5 bar MP (bath)

chrome  
ZOO-145A/RO-C/P

Stocked In  
UK / Dubai



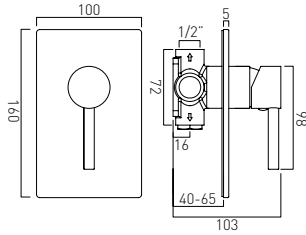
Zoo  
concealed 2 outlet shower valve with diverter  
single lever  
wall mounted  
with circular backplate  
ceramic cartridge CAR-K35A  
2 x 1/2" female inlets  
2 x 1/2" female outlets  
min-max wall mount 50-70mm  
minimum operating pressure 0.2 bar LP (shower)  
minimum operating pressure 1.5 bar MP (bath)

chrome  
ZOO-147A/RO-C/P

Stocked In  
UK / Dubai



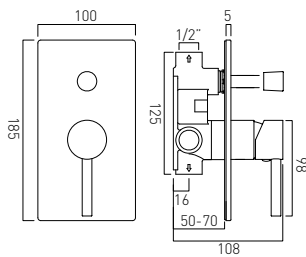




Zoo  
concealed 1 outlet shower valve  
single lever  
wall mounted  
with rectangular backplate  
ceramic cartridge CAR-K35A  
2 x 1/2" female inlets  
2 x 1/2" female outlets (one is blanked off)  
min-max wall mount 40-65mm  
minimum operating pressure 0.2 bar LP (shower)  
minimum operating pressure 1.5 bar MP (bath)

chrome  
Z00-145A/SQ-C/P

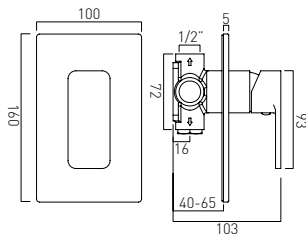
Stocked In  
UK / Dubai



Zoo  
concealed 2 outlet shower valve with diverter  
single lever  
wall mounted  
with rectangular backplate  
ceramic cartridge CAR-K35A  
2 x 1/2" female inlets  
2 x 1/2" female outlets  
min-max wall mount 50-70mm  
minimum operating pressure 0.2 bar LP (shower)  
minimum operating pressure 1.5 bar MP (bath)

chrome  
Z00-147A/SQ-C/P

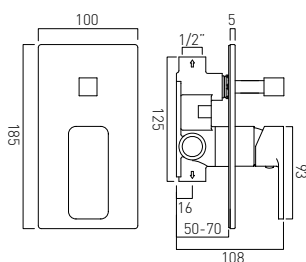
Stocked In  
UK / Dubai



Phase  
concealed 1 outlet shower valve  
single lever  
wall mounted  
with rectangular backplate  
ceramic cartridge CAR-K35A  
2 x 1/2" female inlets  
2 x 1/2" female outlets (one is blanked off)  
min-max wall mount 40-65mm  
minimum operating pressure 0.2 bar LP (shower)  
minimum operating pressure 1.5 bar MP (bath)

chrome  
PHA-145A-C/P

Stocked In  
UK / Dubai

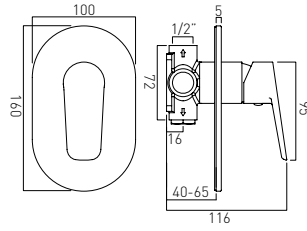


Phase  
concealed 2 outlet shower valve with diverter  
single lever  
wall mounted  
with rectangular backplate  
ceramic cartridge CAR-K35A  
2 x 1/2" female inlets  
2 x 1/2" female outlets  
min-max wall mount 50-70mm  
minimum operating pressure 0.2 bar LP (shower)  
minimum operating pressure 1.5 bar MP (bath)

chrome  
PHA-147A-C/P

Stocked In  
UK / Dubai

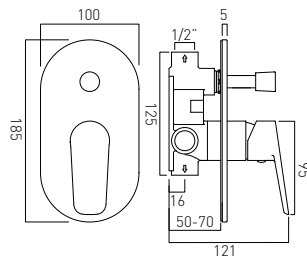




Photon  
 concealed 1 outlet shower valve  
 single lever  
 wall mounted  
 with oval backplate  
 ceramic cartridge CAR-K35A  
 2 x 1/2" female inlets  
 2 x 1/2" female outlets (one is blanked off)  
 min-max wall mount 40-65mm  
 minimum operating pressure 0.2 bar LP (shower)  
 minimum operating pressure 1.5 bar MP (bath)

chrome  
 PHO-145A-C/P

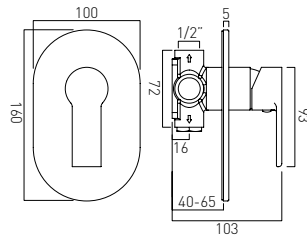
Stocked In  
 UK / Dubai



Photon  
 concealed 2 outlet shower valve with diverter  
 single lever  
 wall mounted  
 with oval backplate  
 ceramic cartridge CAR-K35A  
 2 x 1/2" female inlets  
 2 x 1/2" female outlets  
 min-max wall mount 50-70mm  
 minimum operating pressure 0.2 bar LP (shower)  
 minimum operating pressure 1.5 bar MP (bath)

chrome  
 PHO-147A-C/P

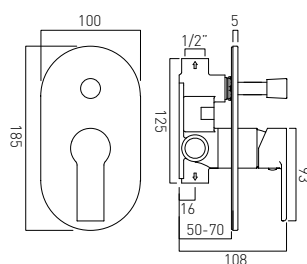
Stocked In  
 UK / Dubai



Ion  
 concealed 1 outlet shower valve  
 single lever  
 wall mounted  
 with oval backplate  
 ceramic cartridge CAR-K35A  
 2 x 1/2" female inlets  
 2 x 1/2" female outlets (one is blanked off)  
 min-max wall mount 40-65mm  
 minimum operating pressure 0.2 bar LP (shower)  
 minimum operating pressure 1.5 bar MP (bath)

chrome  
 ION-145A-C/P

Stocked In  
 UK / Dubai

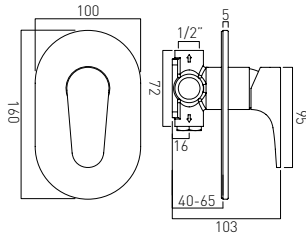


Ion  
 concealed 2 outlet shower valve with diverter  
 single lever  
 wall mounted  
 with oval backplate  
 ceramic cartridge CAR-K35A  
 2 x 1/2" female inlets  
 2 x 1/2" female outlets  
 min-max wall mount 50-70mm  
 minimum operating pressure 0.2 bar LP (shower)  
 minimum operating pressure 1.5 bar MP (bath)

chrome  
 ION-147A-C/P

Stocked In  
 UK / Dubai

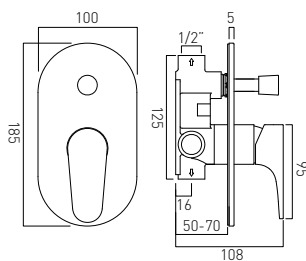




Ascent  
concealed 1 outlet shower valve  
single lever  
wall mounted  
with oval backplate  
ceramic cartridge CAR-K35A  
2 x 1/2" female inlets  
2 x 1/2" female outlets (one is blanked off)  
min-max wall mount 40-65mm  
minimum operating pressure 0.2 bar LP (shower)  
minimum operating pressure 1.5 bar MP (bath)

chrome  
ASC-145A-C/P

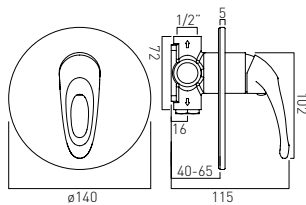
Stocked In  
UK / Dubai



Ascent  
concealed 2 outlet shower valve with diverter  
single lever  
wall mounted  
with oval backplate  
ceramic cartridge CAR-K35A  
2 x 1/2" female inlets  
2 x 1/2" female outlets  
min-max wall mount 50-70mm  
minimum operating pressure 0.2 bar LP (shower)  
minimum operating pressure 1.5 bar MP (bath)

chrome  
ASC-147A-C/P

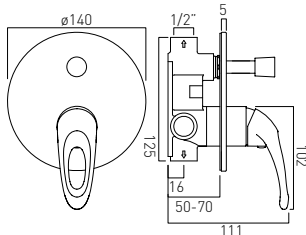
Stocked In  
UK / Dubai



Magma  
concealed 1 outlet shower valve  
single lever  
wall mounted  
with circular backplate  
ceramic cartridge CAR-K35A  
2 x 1/2" female inlets  
2 x 1/2" female outlets (one is blanked off)  
min-max wall mount 40-65mm  
minimum operating pressure 0.2 bar LP (shower)  
minimum operating pressure 1.5 bar MP (bath)

chrome  
MAG-145A-C/P

Stocked In  
UK / Dubai

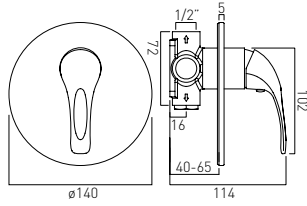


Magma  
concealed 2 outlet shower valve with diverter  
single lever  
wall mounted  
with circular backplate  
ceramic cartridge CAR-K35A  
2 x 1/2" female inlets  
2 x 1/2" female outlets  
min-max wall mount 50-70mm  
minimum operating pressure 0.2 bar LP (shower)  
minimum operating pressure 1.5 bar MP (bath)

chrome  
MAG-147A-C/P

Stocked In  
UK / Dubai

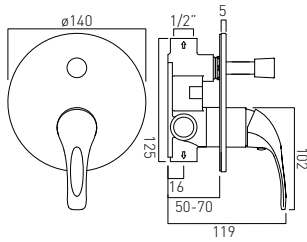




Matrix  
 concealed 1 outlet shower valve  
 single lever  
 wall mounted  
 with circular backplate  
 ceramic cartridge CAR-K35A  
 2 x 1/2" female inlets  
 2 x 1/2" female outlets (one is blanked off)  
 min-max wall mount 40-65mm  
 minimum operating pressure 0.2 bar LP (shower)  
 minimum operating pressure 1.5 bar MP (bath)

chrome  
 MAT-145A-C/P

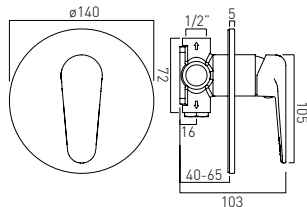
Stocked In  
 UK / Dubai



Matrix  
 concealed 2 outlet shower valve with diverter  
 single lever  
 wall mounted  
 with circular backplate  
 ceramic cartridge CAR-K35A  
 2 x 1/2" female inlets  
 2 x 1/2" female outlets  
 min-max wall mount 50-70mm  
 minimum operating pressure 0.2 bar LP (shower)  
 minimum operating pressure 1.5 bar MP (bath)

chrome  
 MAT-147A-C/P

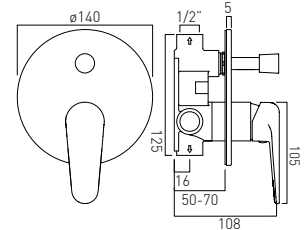
Stocked In  
 UK / Dubai



chelsea  
 concealed 1 outlet shower valve  
 single lever  
 wall mounted  
 with circular backplate  
 ceramic cartridge CAR-K35A  
 2 x 1/2" female inlets  
 2 x 1/2" female outlets (one is blanked off)  
 min-max wall mount 40-65mm  
 minimum operating pressure 0.2 bar LP (shower)  
 minimum operating pressure 1.5 bar MP (bath)

chrome  
 CHE-145A-C/P

Stocked In  
 Dubai



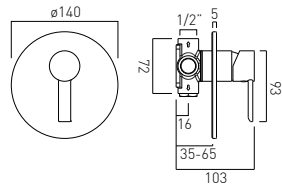
chelsea  
 concealed 2 outlet shower valve with diverter  
 single lever  
 wall mounted  
 with circular backplate  
 ceramic cartridge CAR-K35A  
 2 x 1/2" female inlets  
 2 x 1/2" female outlets  
 min-max wall mount 50-70mm  
 minimum operating pressure 0.2 bar LP (shower)  
 minimum operating pressure 1.5 bar MP (bath)

chrome  
 CHE-147A-C/P

Stocked In  
 Dubai



I NEW



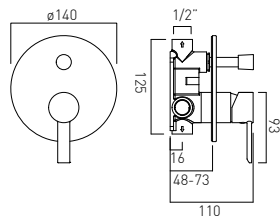

Kore  
concealed 1 outlet shower valve  
single lever  
wall mounted  
with circular backplate  
ceramic cartridge CAR-K35A  
2 x 1/2" female inlets  
2 x 1/2" female outlets (one is blanked off)  
min-max wall mount 40-65mm  
minimum operating pressure 0.2 bar LP (shower)  
minimum operating pressure 1.5 bar MP (bath)

chrome  
KOR-145A

Stocked In  
UK / Dubai



I NEW



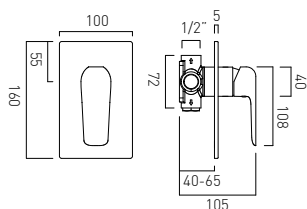
Kore  
concealed 2 outlet shower valve with diverter  
single lever  
wall mounted  
with circular backplate  
ceramic cartridge CAR-K35A  
2 x 1/2" female inlets  
2 x 1/2" female outlets  
min-max wall mount 50-70mm  
minimum operating pressure 0.2 bar LP (shower)  
minimum operating pressure 1.5 bar MP (bath)

chrome  
KOR-147A

Stocked In  
UK / Dubai



I NEW



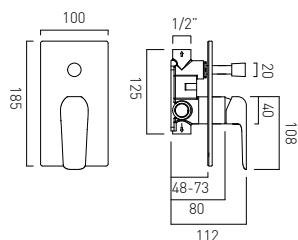
Vala  
concealed 1 outlet shower valve  
single lever  
wall mounted  
with rectangular backplate  
ceramic cartridge CAR-K35A  
2 x 1/2" female inlets  
2 x 1/2" female outlets (one is blanked off)  
min-max wall mount 40-65mm  
minimum operating pressure 0.2 bar LP (shower)  
minimum operating pressure 1.5 bar MP (bath)

chrome  
VAL-145A

Stocked In  
UK / Dubai



I NEW



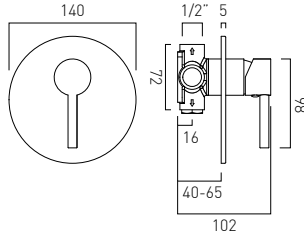
Vala  
concealed 2 outlet shower valve with diverter  
single lever  
wall mounted  
with rectangular backplate  
ceramic cartridge CAR-K35A  
2 x 1/2" female inlets  
2 x 1/2" female outlets  
min-max wall mount 50-70mm  
minimum operating pressure 0.2 bar LP (shower)  
minimum operating pressure 1.5 bar MP (bath)

chrome  
VAL-147A

Stocked In  
UK / Dubai



NEW



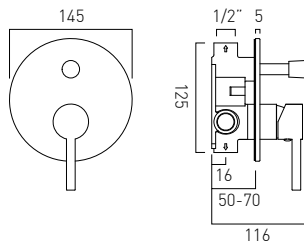
Nuri  
concealed 1 outlet shower valve  
single lever  
wall mounted  
with circular backplate  
ceramic cartridge CAR-K35A  
2 x 1/2" female inlets  
2 x 1/2" female outlets (one is blanked off)  
min-max wall mount 40-65mm  
minimum operating pressure 0.2 bar LP (shower)  
minimum operating pressure 1.5 bar MP (bath)

chrome  
NUR-145A

Stocked In  
UK / Dubai



NEW



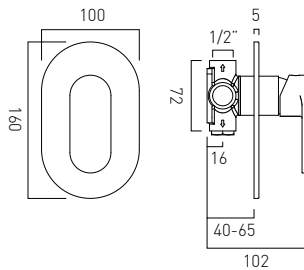
Nuri  
concealed 2 outlet shower valve with diverter  
single lever  
wall mounted  
with circular backplate  
ceramic cartridge CAR-K35A  
2 x 1/2" female inlets  
2 x 1/2" female outlets  
min-max wall mount 50-70mm  
minimum operating pressure 0.2 bar LP (shower)  
minimum operating pressure 1.5 bar MP (bath)

chrome  
NUR-147A

Stocked In  
UK / Dubai



NEW



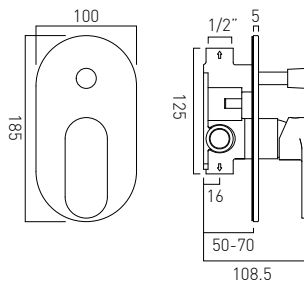
Metiz  
concealed 1 outlet shower valve  
single lever  
wall mounted  
with rectangular backplate  
ceramic cartridge CAR-K35A  
2 x 1/2" female inlets  
2 x 1/2" female outlets (one is blanked off)  
min-max wall mount 40-65mm  
minimum operating pressure 0.2 bar LP (shower)  
minimum operating pressure 1.5 bar MP (bath)

chrome  
MET-145A

Stocked In  
UK / Dubai



NEW




Metiz  
concealed 2 outlet shower valve with diverter  
single lever  
wall mounted  
with rectangular backplate  
ceramic cartridge CAR-K35A  
2 x 1/2" female inlets  
2 x 1/2" female outlets  
min-max wall mount 50-70mm  
minimum operating pressure 0.2 bar LP (shower)  
minimum operating pressure 1.5 bar MP (bath)

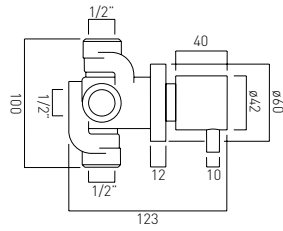
chrome  
MET-147A

Stocked In  
UK / Dubai





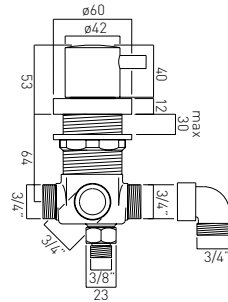




Zoo  
concealed 2 outlet diverter valve  
wall mounted  
ceramic cartridge ZOO-144/2-CARTRIDGE  
2 x 1/2" inlets  
2 x 1/2" outlets  
min-max wall mount 75-85mm  
minimum operating pressure 0.2 bar LP

chrome  
ZOO-144/2-C/P

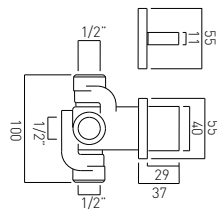

Stocked In  
UK / Dubai



Elements  
2 outlet diverter valve  
deck mounted  
ceramic cartridge ELE-DIVERTER/D-CART  
2 x 3/4" male inlets  
1 x 3/4" male outlet  
1 x 3/8" male outlet  
1 x 3/4" female to 3/4" male 90° elbow  
deck mount drill hole diameter 46mm  
minimum operating pressure 1.0 bar MP

chrome  
ELE-DIVERTER/D-C/P

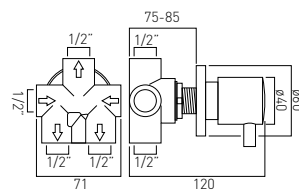
Stocked In  
UK



Geo  
concealed 2 way diverter valve  
wall mounted  
ceramic cartridge ZOO-144/2-CARTRIDGE  
2 x 1/2" inlets  
2 x 1/2" outlets  
min-max wall mount 99-105mm  
minimum operating pressure 1.0 bar MP

chrome  
GEO-144/2-C/P

Stocked In  
Dubai



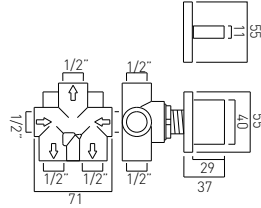

Zoo  
concealed 3 way diverter valve  
wall mounted  
ceramic cartridge ZOO-144/3-CARTRIDGE  
2 x 1/2" inlets  
3 x 1/2" outlets  
1 x 1/2" threaded blanking plug  
min-max wall mount 75-85mm  
minimum operating pressure 1.0 bar MP

chrome  
ZOO-144/3-C/P

Stocked In  
UK / Dubai



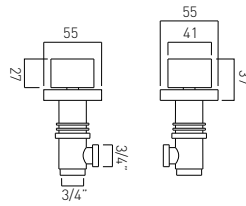





Geo  
concealed 3 outlet diverter valve  
wall mounted  
ceramic cartridge ZOO-144/3-CARTRIDGE  
2 x 1/2" inlets  
3 x 1/2" outlets  
min-max wall mount 86-97mm  
minimum operating pressure 1.0 bar MP

chrome  
GEO-144/3-C/P

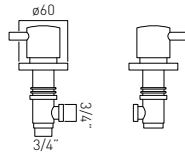
Stocked In  
Dubai



Geo  
pair of valves 3/4"  
deck mounted  
cold ceramic cartridge C-302-RTC  
hot ceramic cartridge C-302-LTC  
3/4" x 10mm thread length male inlet  
3/4" x 10mm thread length male outlet  
min-max wall mount 25mm  
deck mount drill hole diameter 33mm  
min-max bath thickness 6-25mm  
minimum operating pressure 0.2 bar LP

chrome  
GEO-142/PR-3/4-C/P

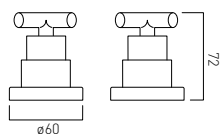
Stocked In  
UK



Zoo  
pair of valves 3/4"  
deck mounted  
cold ceramic cartridge C-302-RTC  
hot ceramic cartridge C-302-LTC  
3/4" x 10mm thread length male inlet  
3/4" x 10mm thread length male outlet  
10mm thread length  
deck mount drill hole diameter 33mm  
max bath thickness 25mm  
minimum operating pressure 0.2 bar LP

chrome  
ZOO-142/PR-3/4-C/P

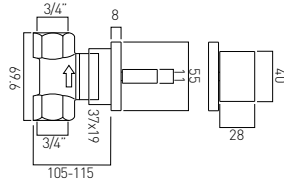
Stocked In  
UK



Elements  
pair of valves 3/4"  
deck mounted  
cold ceramic cartridge C-303-RTC  
hot ceramic cartridge C-303-LTC  
3/4" x 10mm thread length male inlet  
3/4" x 10mm thread length male outlet  
10mm thread length  
deck mount drill hole diameter 33mm  
minimum operating pressure 0.2 bar LP

chrome  
ELW-142/PR-3/4-C/P

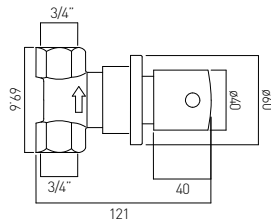
Stocked In  
UK



Geo  
concealed stop valve 3/4"  
wall mounted  
ceramic cartridge GEO-143-VALVE/CD-3/4  
1 x 3/4" female inlet  
1 x 3/4" female outlet  
min-max wall mount 105-115mm  
minimum operating pressure 0.2 bar LP

chrome  
GEO-143-3/4-C/P

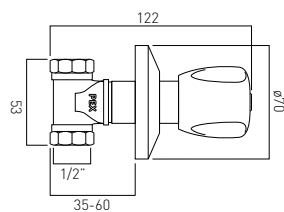
Stocked In  
UK / Dubai



Zoo  
concealed stop valve 3/4"  
wall mounted  
ceramic cartridge C-303-RTC  
1 x 3/4" female inlet  
1 x 3/4" female outlet  
minimum operating pressure 0.2 bar LP

chrome  
ZOO-143-3/4-C/P

Stocked In  
UK / Dubai



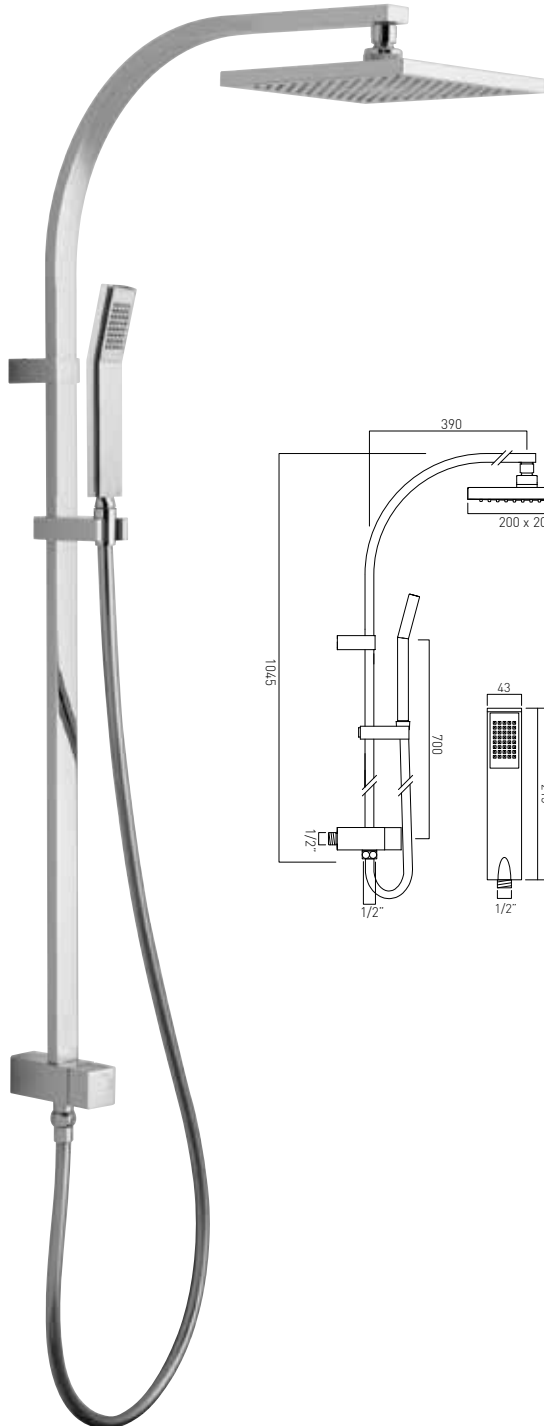
Warwick  
concealed stop valve 1/2"  
wall mounted  
supplied with hot and cold indices  
ceramic cartridge C-204-RTC  
1/2" inlet & 1/2" outlet  
min-max wall mount 35-60mm  
minimum operating pressure 1.0 bar MP

chrome  
WAR-243/CD-1/2-C/P

Stocked In  
UK / Dubai



Rigid Risers



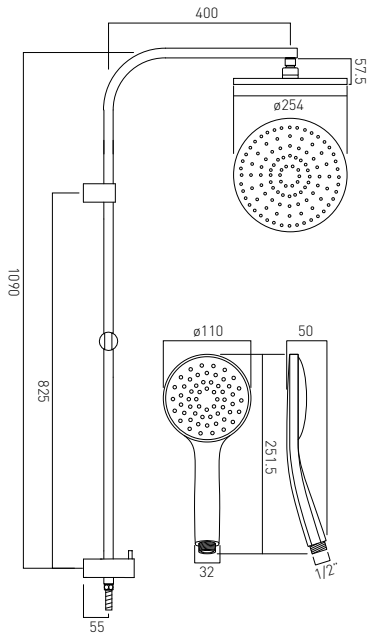

rigid riser kit  
 with diverter  
 with integral outlet  
 for use with concealed valves  
 1/2" threaded inlet  
 200mm square shower head  
 single function shower handset  
 minimum operating pressure 1.0 bar MP

chrome  
 WG-RRK/DIV/SQ-148-CP

Stocked In  
 UK / Dubai

**ebb** FR-SHOWER/9-C/P  
 (2 are required)



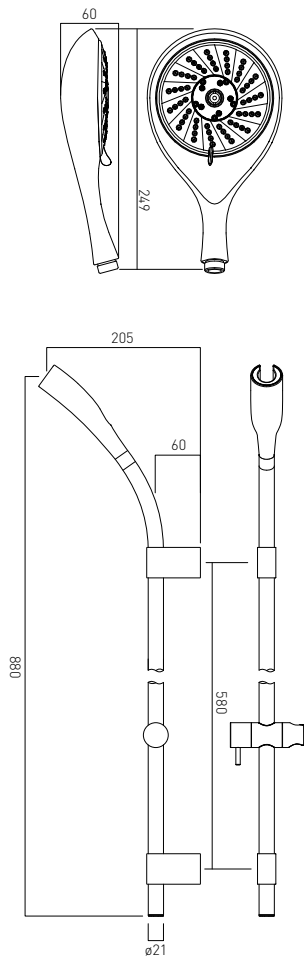


rigid riser kit  
with diverter  
with integral outlet  
for use with concealed valves  
1/2" threaded inlet  
254mm round shower head  
atmosphere single function shower handset  
minimum operating pressure 1.0 bar MP

chrome  
WG-RRK/DIV-148-C/P

Stocked In  
UK / Dubai

**E8b** FR-SHOWER/9-C/P  
(2 are required)

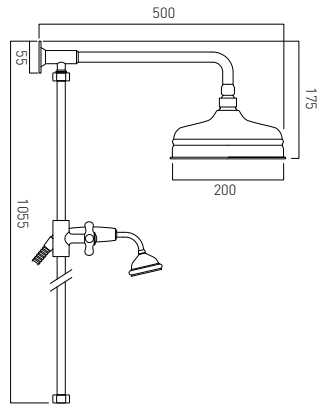


multi function shower kit  
with 580mm slide rail  
with integral overhead handset mount  
with anti-twist shower hose  
without outlet elbow  
minimum operating pressure 1.0 bar MP

chrome  
WG-MERCURYKIT-C/P

Stocked In  
UK

**E8b** FR-SHOWER/9-C/P



rigid riser kit  
with diverter  
with integral outlet  
black or white handle option  
nut and olive to 1/2" female x 30mm  
threaded connections  
200mm (8") round shower head  
single function shower handset  
minimum operating pressure 1.0 bar MP

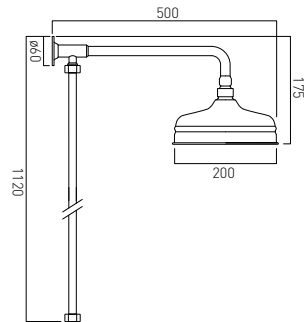
chrome / white  
WG-16204A-C/P

Stocked In  
UK

chrome / black  
WG-26204A-C/P

UK

**ebo** FR-SHOWER/9-C/P  
(2 are required)

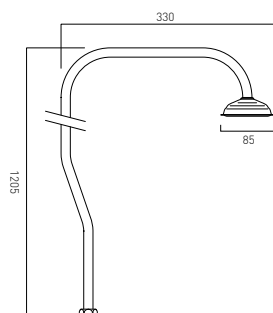


rigid riser with 200mm (8") fixed shower head  
wall mounted  
1/2" captive nut  
minimum operating pressure 1.0 bar MP

chrome  
WG-16202A-C/P

Stocked In  
UK

**ebo** FR-SHOWER/9-C/P



rigid riser with 85mm (4") fixed shower head  
1/2" captive nut  
minimum operating pressure 0.2 bar LP

chrome  
XAV-RIGID-C/P

Stocked In  
Dubai



OMIKA

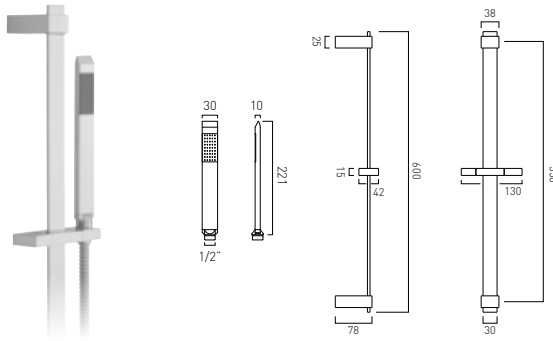
DESIGNED BY

*Handwritten signature*  
A geometric logo consisting of several overlapping triangles.

Omika Showers



NEW



slide rail shower kit  
with single function handset  
556mm slide rail  
600mm overall rail length  
with 150cm shower hose  
minimum operating pressure 1.0 bar MP

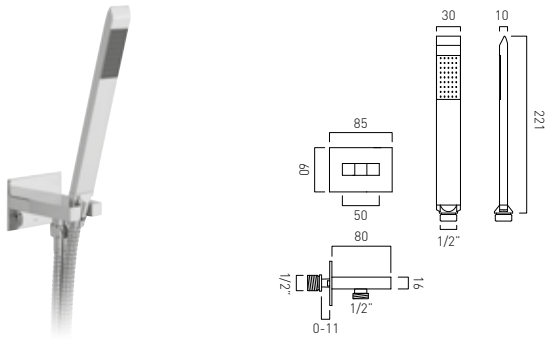
chrome  
OMI-SFSRK-C/P

Stocked In  
UK / Dubai

FR-FLEXI/8-PLA

adjustable fixing  
for easy retro fit

NEW



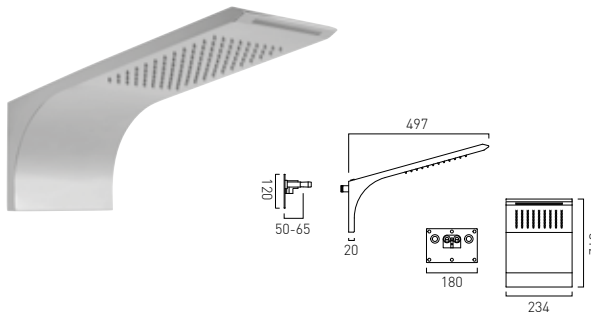
single function mini shower kit  
wall mounted  
with 150cm shower hose  
and bracket with integrated outlet  
1/2" inlet  
min-max wall mount 0-11mm  
minimum operating pressure 1.0 bar MP

chrome  
OMI-SFMKWO-C/P

Stocked In  
UK / Dubai

FR-FLEXI/8-PLA

NEW



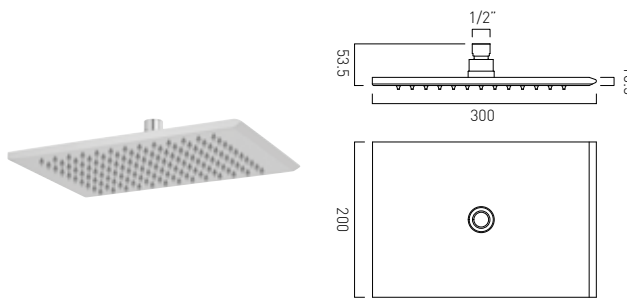
rectangular shower head  
wall mounted  
2 functions:  
rain  
water blade  
min-max wall mount 50-65mm  
optimum installation depth 57mm  
minimum operating pressure 1.0 bar MP

chrome  
OMI-WMHEAD-C/P

Stocked In  
UK

FR-106/9-PLA  
(2 are required)

NEW

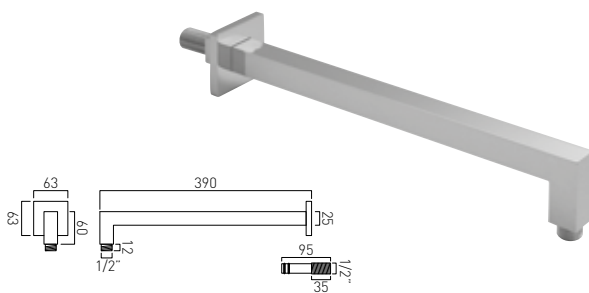


single function easy clean rectangular shower head  
wall mounted  
200 x 300mm (8" x 12")  
minimum operating pressure 1.0 bar MP

chrome  
OMI-HEAD-C/P

Stocked In  
UK

FR-FLEXI/9-PLA




Mix²  
easy fit shower arm  
wall mounted

chrome  
WG-EFSA/SQ-C/P

Stocked In  
UK / Dubai





Atmosphere Showers

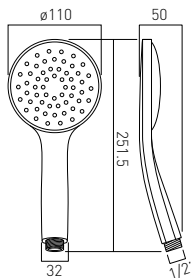



# air injection technology

**VADO** atmosphere products cleverly infuse air and water particles together using **air-injection technology**.

this creates luxuriously silky water for the ultimate showering experience.

**air-injection technology** also provides the added benefit of reducing water consumption by up to 50%.

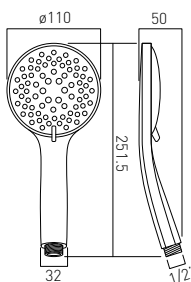


air-injection handset  
single function  
minimum operating pressure 0.2 bar LP

chrome  
ATM-HANDSET/SF-DB-CP

Stocked In  
UK

 FR-SHOWER/9-C/P



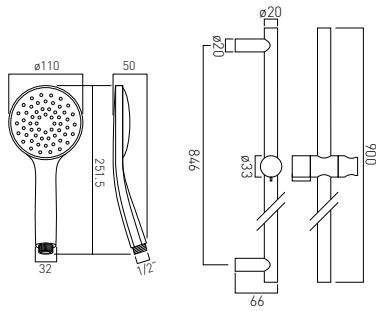
air-injection handset  
5 function  
minimum operating pressure 1.0 bar MP

chrome  
ATM-HANDSET/MF-DB-CP

Stocked In  
UK

 FR-SHOWER/9-C/P



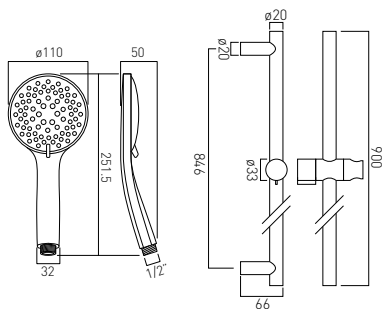


slide rail shower kit  
with single function air-injection handset  
805mm slide rail with twist control  
900mm overall rail length  
with 150cm smooth hose  
minimum operating pressure 0.2 bar LP

chrome  
ATM-SFSRK/2-C/P

Stocked In  
UK

**Ebb** FR-SHOWER/9-C/P

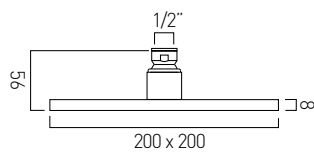



slide rail shower kit  
with 5 function air-injection handset  
805mm slide rail with twist control  
900mm overall rail length  
with 150cm smooth hose  
minimum operating pressure 1.0 bar MP

chrome  
ATM-MFSRK-C/P

Stocked In  
UK / Dubai

**Ebb** FR-SHOWER/9-C/P

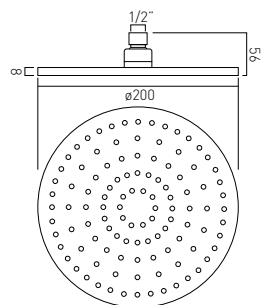
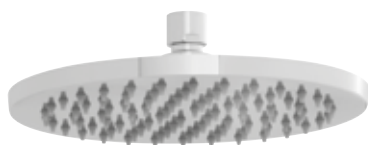


square aerated shower head  
200mm (8")  
1/2" female inlet  
minimum operating pressure 1.0 bar MP

chrome  
ATM-HEAD/SQ/B-C/P

Stocked In  
UK / Dubai

**Ebb** FR-FLEXI/9-PLA



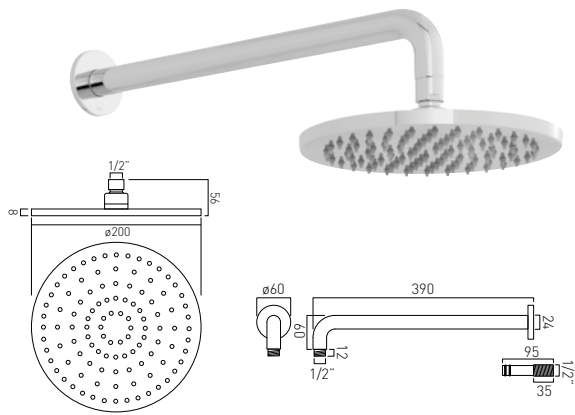
round aerated shower head  
200mm (8") diameter  
1/2" female inlet  
minimum operating pressure 1.0 bar MP

chrome  
ATM-HEAD/RO/B-C/P

Stocked In  
UK / Dubai

**Ebb** FR-FLEXI/9-PLA



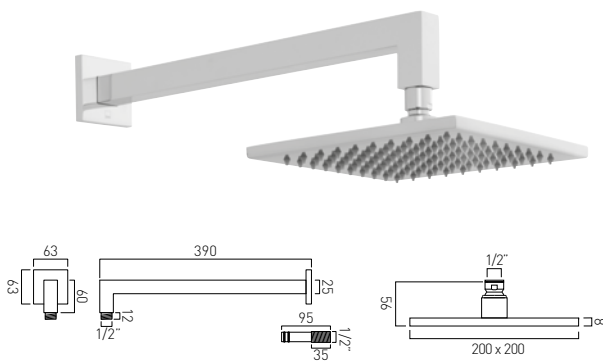


round aerated shower head  
wall mounted  
with shower arm  
200mm (8") diameter  
minimum operating pressure 1.0 bar MP

chrome  
ATM-HEADRQ/B/SA-C/P

Stocked In  
UK

**e** FR-FLEXI/9-PLA

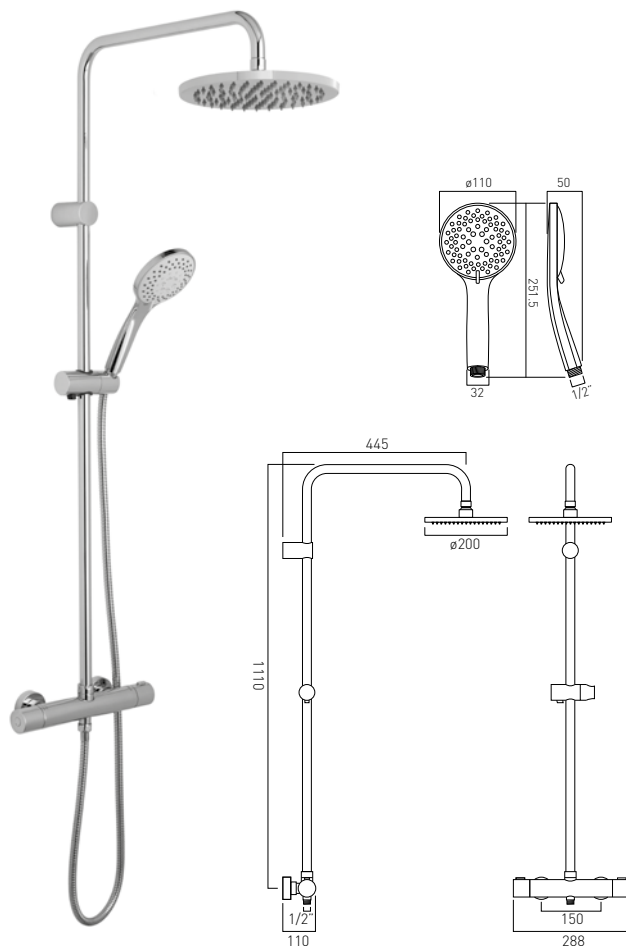


square aerated shower head  
wall mounted  
with shower arm  
200mm (8")  
minimum operating pressure 1.0 bar MP

chrome  
ATM-HEADSQ/B/SA/A-C/P

Stocked In  
UK

**e** FR-FLEXI/9-PLA



- round thermostatic shower valve with integrated diverter and rigid riser
- atmosphere 200mm (8") round shower head
- atmosphere 5 function shower handset

ceramic cartridge V-001B-PLA  
flow cartridge VEL-002A-C/P  
minimum operating pressure 1.5 bar MP

chrome  
VEL-149/RRKRO/ATM-CP

Stocked In  
UK

VEL-149RKDV/ST/MF-CP\*

UK

**e** FR-SHOWER/9-C/P  
(handset)

**e** FR-FLEXI/5-PLA  
(fixed head)

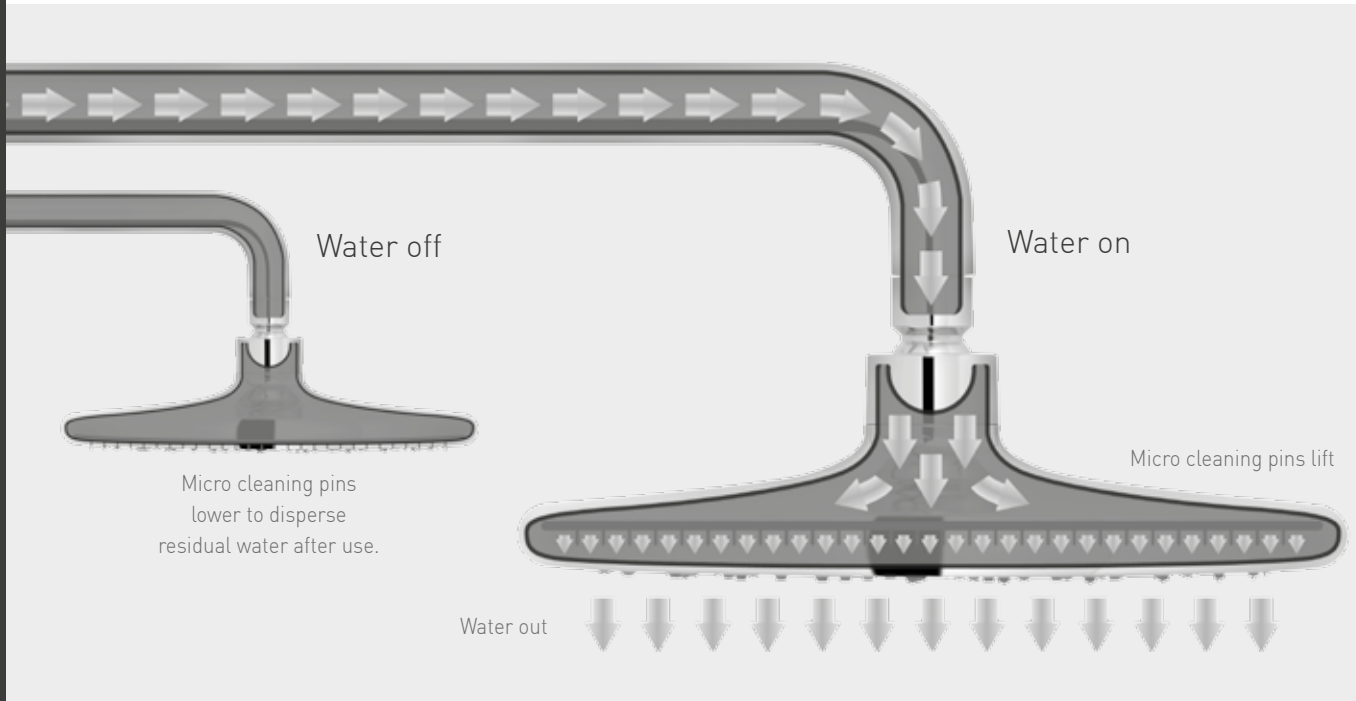




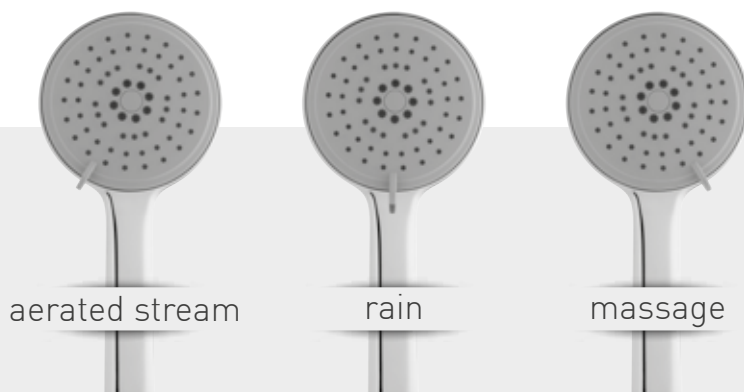


## HOW CERES WORKS

The Ceres shower head and handset have a clever, yet simple, self-cleaning action developed to combat limescale build up in the bathroom.




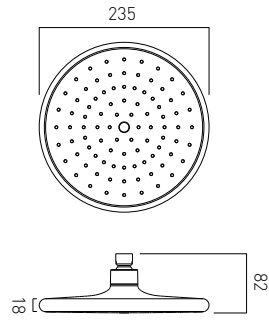
Integral to the shower head and handset is a system of micro cleaning pins designed to prevent residual water after use and stop subsequent limescale accumulation.



Function change controls the micro cleaning pins.

Ideal for preventing limescale and significantly reduces the need to clean on a routine basis, making them ideal for commercial and domestic use in hard water areas.



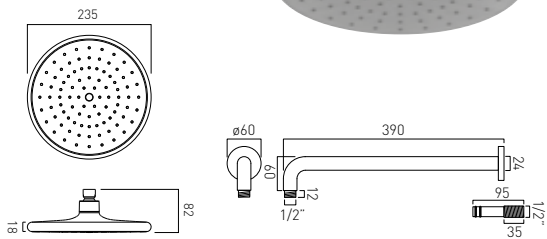



round self-cleaning shower head  
235mm (9") diameter  
1/2" female inlet  
minimum operating pressure 0.2 bar LP

chrome  
CER-HEAD-C/P

Stocked In  
UK

FR-FLEXI/9-PLA

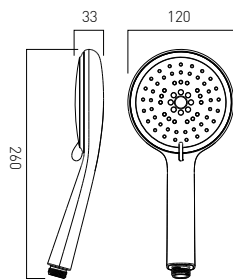


round self-cleaning shower head  
wall mounted  
with shower arm  
235mm (9") diameter  
minimum operating pressure 0.2 bar LP

chrome  
CER-HEAD/SA-C/P

Stocked In  
UK

FR-FLEXI/9-PLA

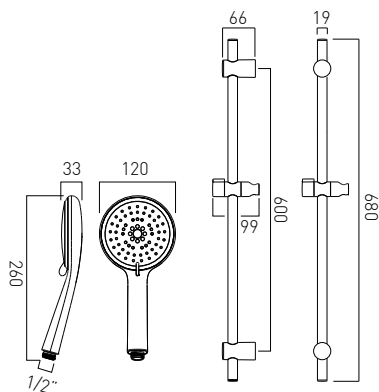


3 function handset  
self-cleaning  
minimum operating pressure 1.0 bar MP

chrome  
CER-HANDSET/MF-DB-CP

Stocked In  
UK

FR-SHOWER/9-C/P



slide rail shower kit  
with 3 function handset  
self-cleaning  
546mm slide rail  
680mm overall slide rail  
with 150cm shower hose  
and hose retainer  
minimum operating pressure 1.0 bar MP

chrome  
CER-MFSRK-DB-C/P


Stocked In  
UK

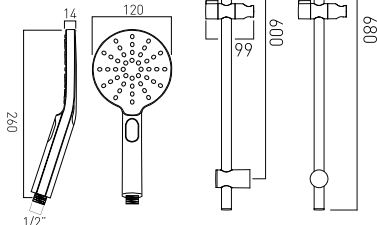
FR-SHOWER/9-C/P

 adjustable fixing  
for easy retro fit







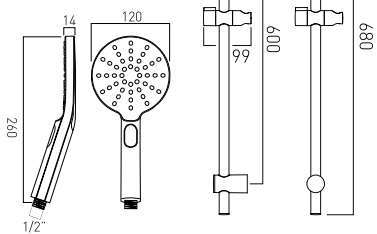


Nebula round  
slide rail shower kit  
with 3 function push-control handset  
rub-clean  
546mm slide rail with twist control  
680mm overall rail length  
with 150cm shower hose  
minimum operating pressure 1.0 bar MP

chrome  
NEB-MFSRK/RO-DB-C/P

Stocked In  
UK / Dubai

**FR** FR-SHOWER/9-C/P

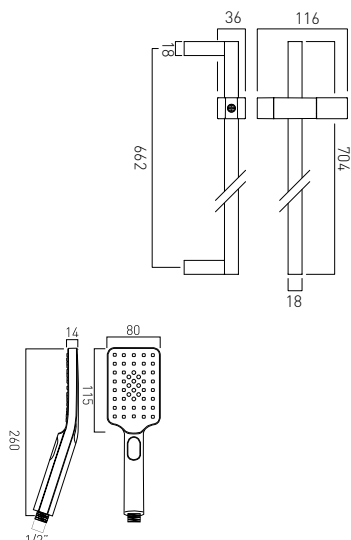


Nebula round  
slide rail shower kit  
with 3 function push-control handset  
rub-clean  
546mm slide rail with twist control  
680mm overall rail length  
with 150cm smooth hose  
minimum operating pressure 1.0 bar MP

chrome  
NEB-MFSRK/RO/B-DB-CP

Stocked In  
UK

**FR** FR-SHOWER/9-C/P

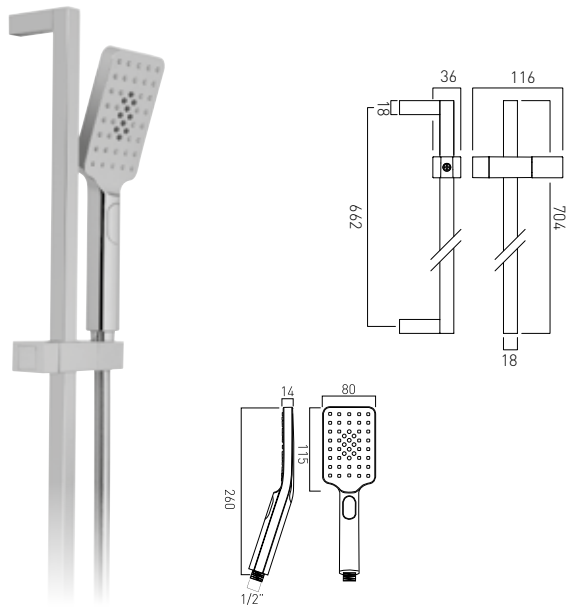


Nebula square  
slide rail shower kit  
with 3 function push-control handset  
rub-clean  
620mm slide rail with twist control  
704mm overall rail length  
with 150cm smooth hose  
minimum operating pressure 1.0 bar MP

chrome  
NEB-MFSRK/SQ-DB-C/P

Stocked In  
UK / Dubai

**FR** FR-SHOWER/9-C/P

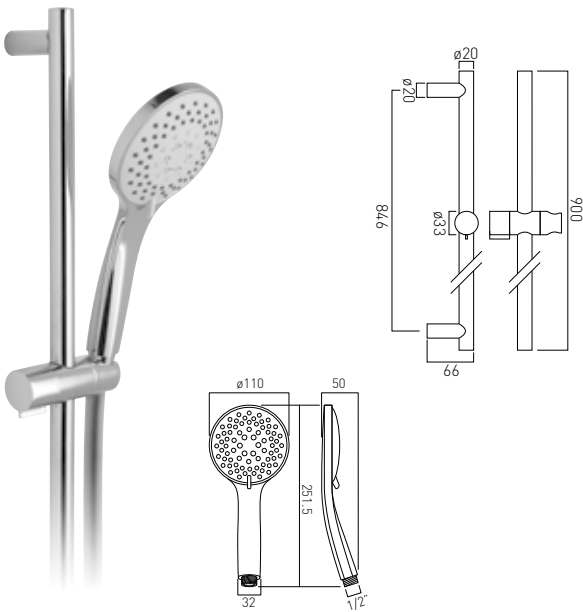


Nebula square  
slide rail shower kit  
with 3 function push-control handset  
rub-clean  
620mm slide rail with twist control  
704mm overall rail length  
with 150cm smooth hose  
minimum operating pressure 1.0 bar MP

chrome  
NEB-MFSRK/SQ/B-DB-CP

Stocked In  
UK

FR-SHOWER/9-C/P




Atmosphere  
slide rail shower kit  
with 5 function air-injection handset  
805mm slide rail with twist control  
900mm overall rail length  
with 150cm smooth hose  
minimum operating pressure 1.0 bar MP

chrome  
ATM-MFSRK-C/P

Stocked In  
UK / Dubai

FR-SHOWER/9-C/P

air injection  
technology




Evolve  
slide rail shower kit  
with 4 function handset  
rub-clean  
546mm slide rail with twist control  
680mm overall rail length  
with 150cm shower hose  
and hose retainer  
minimum operating pressure 0.2 bar LP

chrome  
EVO-MFSRK-DB-C/P

Stocked In  
UK / Dubai

FR-SHOWER/9-C/P

adjustable fixing  
for easy retro fit



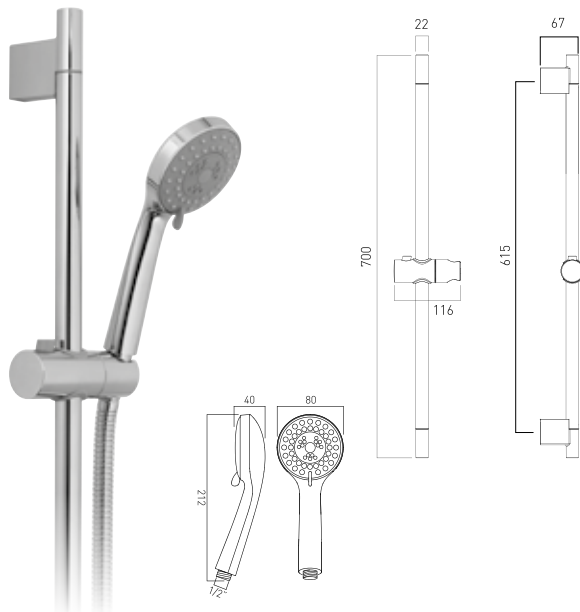
Evolve  
slide rail shower kit  
with 4 function handset  
rub-clean  
546mm slide rail with twist control  
680mm overall rail length  
with 150cm smooth hose  
and hose retainer  
minimum operating pressure 0.2 bar LP

chrome  
EVO-MFSRK/B-DB-C/P

Stocked In  
UK

FR-SHOWER/9-C/P

adjustable fixing  
for easy retro fit

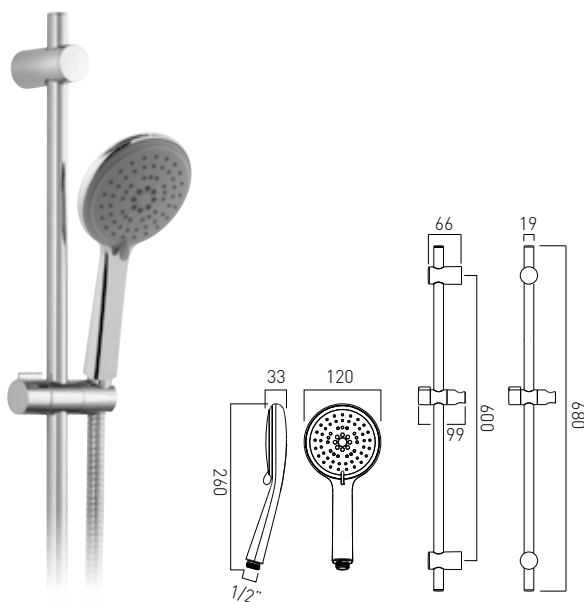


Eris  
slide rail shower kit  
with 3 function handset  
rub-clean  
566mm slide rail  
700mm overall slide rail  
with 150cm shower hose  
and hose retainer  
minimum operating pressure 0.2 bar LP

chrome  
ERI-MFSRK-DB-C/P

Stocked In  
UK / Dubai

FR-SHOWER/9-C/P



slide rail shower kit  
with 3 function handset  
self-cleaning  
546mm slide rail  
680mm overall slide rail  
with 150cm shower hose  
and hose retainer  
minimum operating pressure 1.0 bar MP

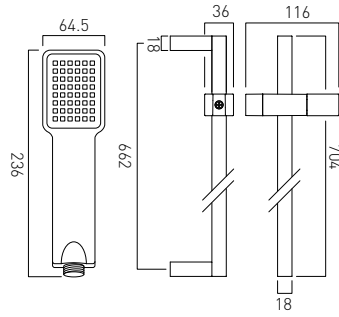
chrome  
CER-MFSRK-DB-C/P

Stocked In  
UK

FR-SHOWER/9-C/P

adjustable fixing  
for easy retro fit



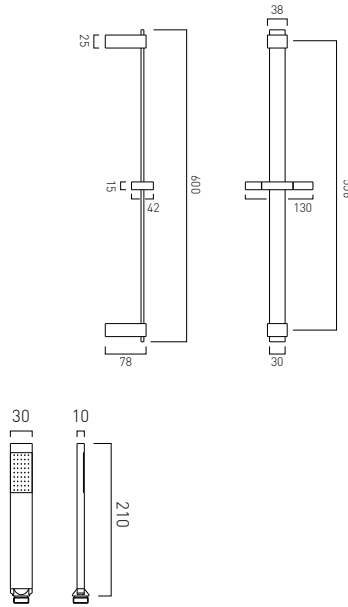


single function shower kit  
620mm slide rail with twist control  
704mm overall rail length  
with 150cm shower hose  
minimum operating pressure 0.2 bar LP

chrome  
WG-V2KIT-C/P

Stocked In  
UK / Dubai

FR-SHOWER/9-C/P



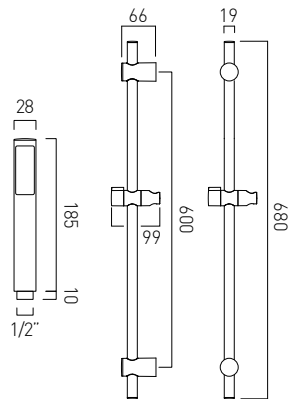
Instinct  
slide rail shower kit  
with single function handset  
556mm slide rail  
600mm overall rail length  
with 150cm shower hose  
minimum operating pressure 1.0 bar MP

chrome  
INS-SFSRK-C/P

Stocked In  
UK

FR-SHOWER/9-C/P

adjustable fixing  
for easy retro fit



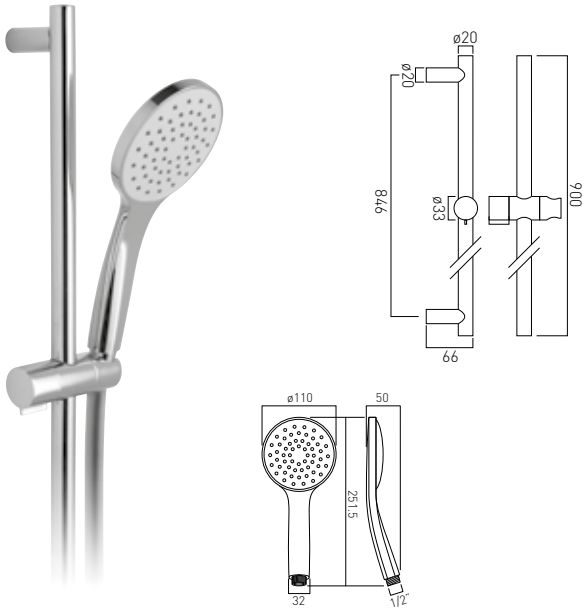
Venus  
slide rail shower kit  
with single function handset  
520mm slide rail with twist control  
680mm overall rail length  
with 150cm shower hose  
minimum operating pressure 0.2 bar LP

chrome  
WG-VENUSKIT-C/P

Stocked In  
UK / Dubai

FR-SHOWER/9-C/P

adjustable fixing  
for easy retro fit

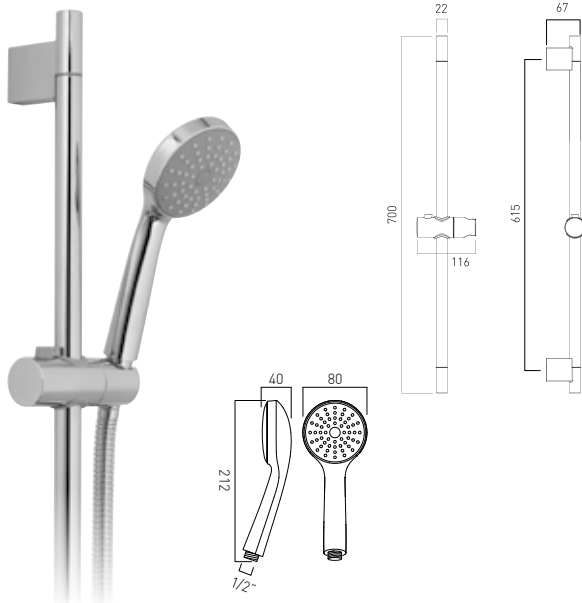


Atmosphere  
slide rail shower kit  
with single function air-injection handset  
805mm slide rail with twist control  
900mm overall rail length  
with 150cm smooth hose  
minimum operating pressure 0.2 bar LP

chrome  
ATM-SFSRK/2-C/P

Stocked In  
UK

FR-SHOWER/9-C/P



Eris  
slide rail shower kit  
with single function handset  
rub-clean  
566mm slide rail  
700mm overall rail length  
with 150cm shower hose and hose retainer  
minimum operating pressure 0.2 bar LP

chrome  
ERI-SFSRK-DB-C/P

Stocked In  
UK / Dubai

FR-SHOWER/9-C/P



Traditional  
slide rail shower kit  
with single function handset  
552mm slide rail with twist control  
648mm overall rail length  
with 150cm shower hose  
minimum operating pressure 0.2 bar LP

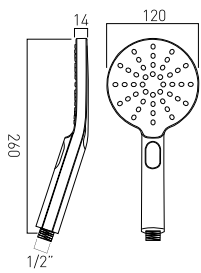
chrome / white  
WG-16203V2-C/P

Stocked In  
UK

chrome / black  
WG-26203V2-C/P

UK

FR-SHOWER/9-C/P

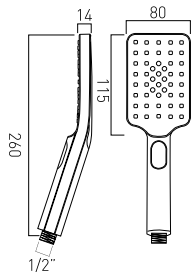


Nebula round  
3 function push-button control handset  
minimum operating pressure 1.0 bar MP

chrome  
NEB-HANDSET-RO-DB-CP

Stocked In  
UK

FR-SHOWER/9-C/P

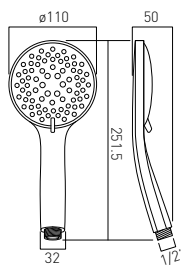


Nebula square  
3 function push-button control handset  
minimum operating pressure 1.0 bar MP

chrome  
NEB-HANDSET-SQ-DB-CP

Stocked In  
UK / Dubai

FR-SHOWER/9-C/P

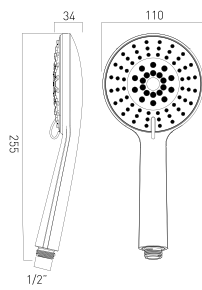


Atmosphere  
air-injection handset  
5 function  
minimum operating pressure 1.0 bar MP

chrome  
ATM-HANDSET/MF-DB-CP

Stocked In  
UK

FR-SHOWER/9-C/P

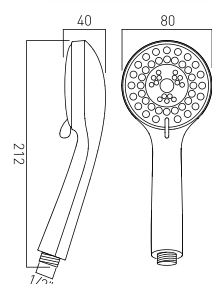


Evolve  
4 function handset  
minimum operating pressure 0.2 bar LP

chrome  
EVO-HANDSET/MF-DB-CP

Stocked In  
UK

FR-SHOWER/9-C/P

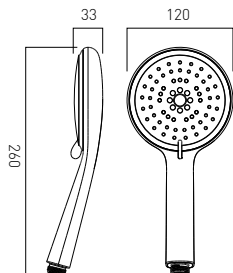


Eris  
3 function handset  
minimum operating pressure 0.2 bar LP

chrome  
ERI-HANDSET/MF-DB-CP

Stocked In  
UK

FR-SHOWER/9-C/P



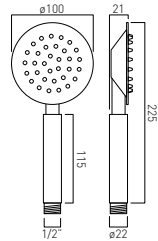
Ceres  
3 function handset  
self-cleaning  
minimum operating pressure 1.0 bar MP

chrome  
CER-HANDSET/MF-DB-CP

Stocked In  
UK

FR-SHOWER/9-C/P

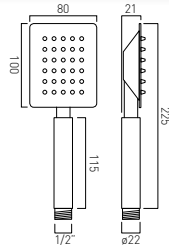




Aquablade round  
round single function handset  
minimum operating pressure 0.2 bar LP

chrome  
AQB-HANDSET/RO-DB-CP  
Stocked In UK

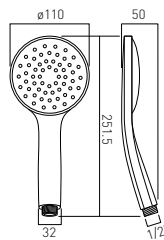
FR 9/l/m flow regulator fitted as standard



Aquablade square  
square single function handset  
minimum operating pressure 0.2 bar LP

chrome  
AQB-HANDSET/SQ-DB-CP  
Stocked In UK

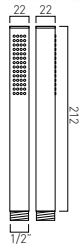
FR 9/l/m flow regulator fitted as standard



Atmosphere  
air-injection handset  
single function  
minimum operating pressure 0.2 bar LP

chrome  
ATM-HANDSET/SF-DB-CP  
Stocked In UK

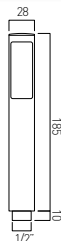
FR FR-SHOWER/9-C/P



Mix²  
single function shower handset  
minimum operating pressure 1.0 bar MP

chrome  
MIX-HANDSET2-DB-C/P  
Stocked In UK

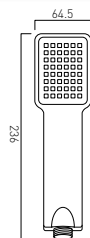
FR FR-SHOWER/9-C/P



Zoo  
single function shower handset  
minimum operating pressure 0.2 bar LP

chrome  
ZOO-HANDSET-DB-C/P  
Stocked In UK

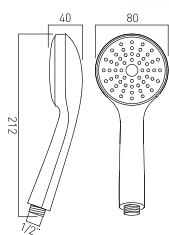
FR FR-SHOWER/9-C/P



single function shower handset  
minimum operating pressure 0.2 bar LP

chrome  
WG-V2HANDSET-DB-C/P  
Stocked In UK

FR FR-SHOWER/9-C/P



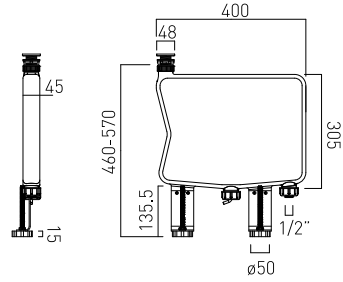
Eris  
single function shower handset  
minimum operating pressure 0.2 bar LP

chrome  
ERI-HANDSET/SF-DB-CP  
Stocked In UK

FR FR-SHOWER/9-C/P

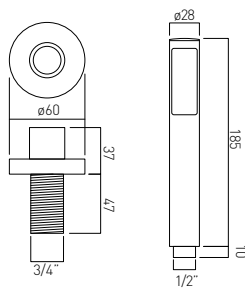


available with round and square options



Capsule  
 single function shower handset  
 deck mounted  
 with flexible hose  
 deck mount drill hole 32mm  
 capsule concealed box to eliminate water ingress  
 height adjustment (480 - 570mm)  
 escutcheon bath deck thickness (1 - 35mm)  
 fits bath cavities of 50mm wide  
 can be fitted in corner of bath  
 minimum operating pressure 1.0 bar MP

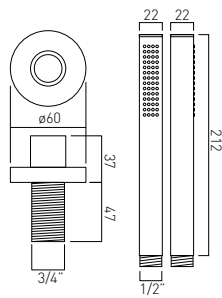
chrome  
 round option  
 ZOO-CAPSULE-C/P UK  
 square option  
 NOT-CAPSULE-C/P UK  
**etb** FR-106/4-PLA



Zoo  
 single function shower handset  
 deck mounted  
 with hose and handset  
 deck mount drill hole 27mm  
 minimum operating pressure 0.2 bar LP

chrome  
 ZOO-DECKKIT-C/P UK  
**etb** FR-SHOWER/9-C/P

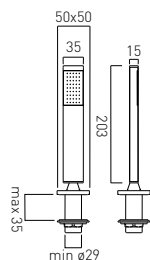
to change any deck mounted handset to sit at a 45° angle order product WG-ELBOW/45-C/P see page 280 for full details



Mix²  
 single function shower handset  
 deck mounted  
 with hose and handset  
 deck mount drill hole 27mm  
 minimum operating pressure 1.0 bar MP

chrome  
 MIX-DECKKIT-C/P UK  
**etb** FR-SHOWER/9-C/P

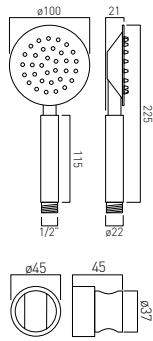
to change any deck mounted handset to sit at a 45° angle order product WG-ELBOW/45-C/P see page 280 for full details



Notion  
 single function shower handset  
 deck mounted  
 with hose and handset  
 deck mount drill hole 30mm  
 minimum operating pressure 1.0 bar MP

chrome  
 NOT-DECKKIT-C/P UK  
**etb** FR-SHOWER/9-C/P

to change any deck mounted handset to sit at a 45° angle order product WG-ELBOW/45-C/P see page 280 for full details

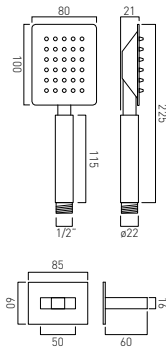


Aquablade round  
single function mini shower kit  
wall mounted  
with 150cm hose and bracket  
minimum operating pressure 1.0 bar MP

chrome  
AQB-SFMK/RO-C/P

Stocked In  
UK

EBB 9l/m flow regulator fitted as standard

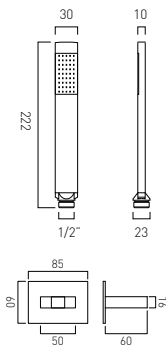


Aquablade square  
single function mini shower kit  
wall mounted  
with 150cm hose and bracket  
minimum operating pressure 1.0 bar MP

chrome  
AQB-SFMK/SQ-C/P

Stocked In  
UK

EBB 9l/m flow regulator fitted as standard

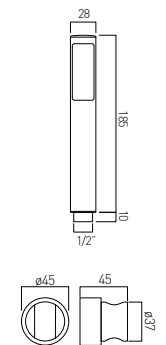


Instinct  
single function mini shower kit  
wall mounted  
with 150cm hose and bracket  
minimum operating pressure 1.0 bar MP

chrome  
INS-SFMK-C/P

Stocked In  
Dubai

EBB FR-SHOWER/9-C/P

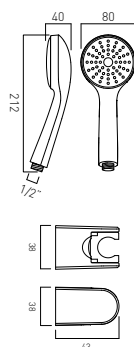


Zoo  
single function mini shower kit  
wall mounted  
with 150cm smooth hose and bracket  
minimum operating pressure 0.2 bar LP

chrome  
ZOO-SFMK-C/P

Stocked In  
UK / Dubai

EBB FR-SHOWER/9-C/P



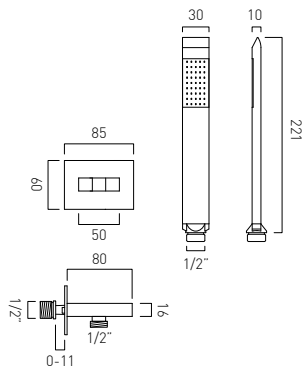
Eris  
single function easy clean mini shower kit  
wall mounted  
with 150cm hose and adjustable bracket  
minimum operating pressure 0.2 bar LP

chrome  
ERI-SFMK-C/P

Stocked In  
UK / Dubai

EBB FR-SHOWER/9-C/P

I NEW

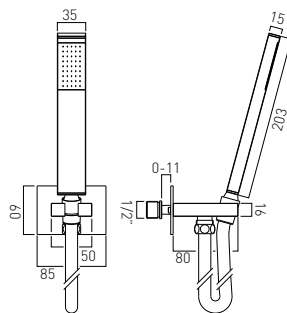


Omika  
single function mini shower kit  
wall mounted  
with 150cm shower hose  
and bracket with integrated outlet  
1/2" inlet  
min-max wall mount 0-11mm  
minimum operating pressure 1.0 bar MP

chrome  
OMI-SFMKW0-C/P

Stocked In  
UK / Dubai

FR-FLEXI/8-PLA

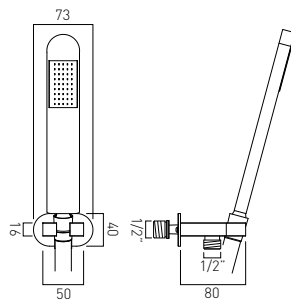


Instinct  
single function mini shower kit  
wall mounted  
with 150cm shower hose  
and bracket with integrated outlet  
1/2" inlet  
min-max wall mount 0-11mm  
minimum operating pressure 1.0 bar MP

chrome  
INS-SFMKW0-C/P

Stocked In  
UK / Dubai

FR-FLEXI/8-PLA

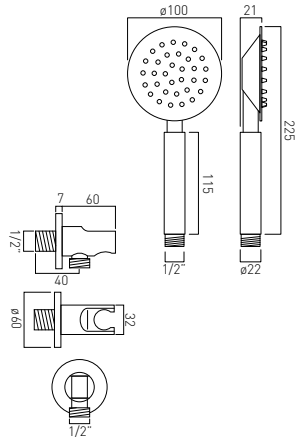


Life  
single function mini shower kit  
wall mounted  
with 150cm shower hose  
and bracket with integrated outlet  
1/2" inlet  
min-max wall mount 0-11mm  
minimum operating pressure 1.0 bar MP

chrome  
LIF-SFMKW0-C/P

Stocked In  
UK

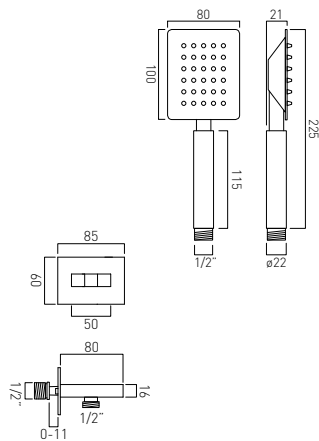
FR-FLEXI/8-PLA



Aquablade round  
single function mini shower kit  
wall mounted  
with 150cm hose  
and bracket with integrated outlet  
1/2" inlet  
minimum operating pressure 1.0 bar MP

chrome  
AQB-SFMKWQ/RO-C/P  
Stocked In UK

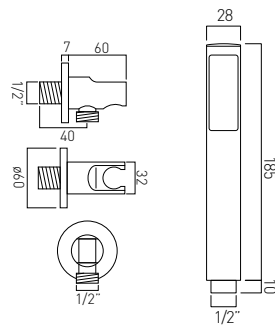
FR 9l/m flow regulator fitted as standard



Aquablade square  
single function mini shower kit  
wall mounted  
with 150cm hose  
and bracket with integrated outlet  
1/2" inlet  
min-max wall mount 0-11mm  
minimum operating pressure 1.0 bar MP

chrome  
AQB-SFMKWQ/SQ-C/P  
Stocked In UK

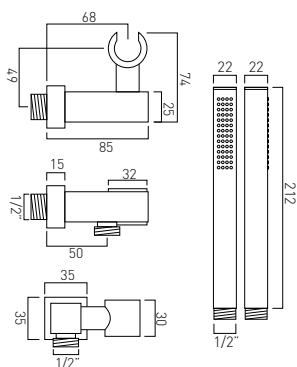
FR 9l/m flow regulator fitted as standard



Zoo  
single function mini shower kit  
wall mounted  
with 150cm hose  
and bracket with integrated outlet  
1/2" inlet  
minimum operating pressure 0.2 bar LP

chrome  
ZOO-SFMKWQ-C/P  
Stocked In UK / Dubai

FR-SHOWER/9-C/P

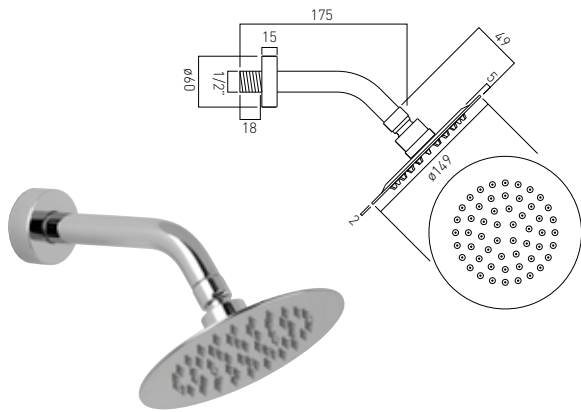


Mix<sup>2</sup>  
single function mini shower kit  
wall mounted  
with 150cm hose  
and bracket with integrated outlet  
1/2" inlet  
minimum operating pressure 1.0 bar MP

chrome  
MIX-SFMKWQ-C/P  
Stocked In UK

FR-SHOWER/9-C/P

Mini Kits with Outlet

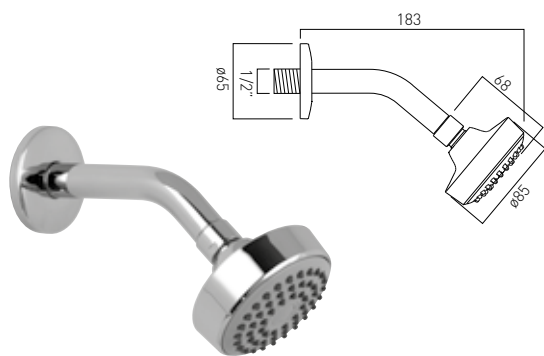


Aquablade  
single function slimline easy clean round shower  
head with shower arm  
wall mounted  
150mm (6") diameter  
minimum operating pressure 0.2 bar LP

chrome  
AQB-R0/15/SA-C/P

Stocked In  
UK

**E8b** FR-FLEXI/9-PLA

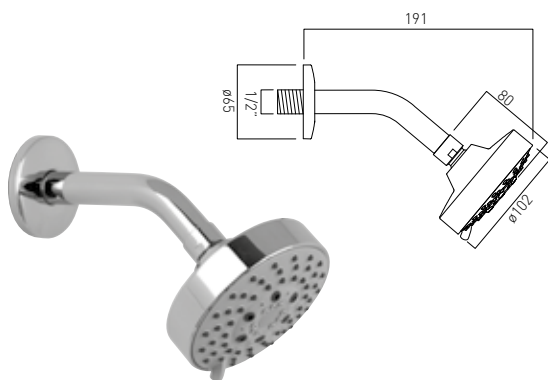


single function fixed shower head  
and shower arm  
wall mounted  
85mm (3") diameter  
minimum operating pressure 0.2 bar LP

chrome  
WG-SFKIT2-C/P

Stocked In  
UK / Dubai

**E8b** FR-SHOWER/9-C/P

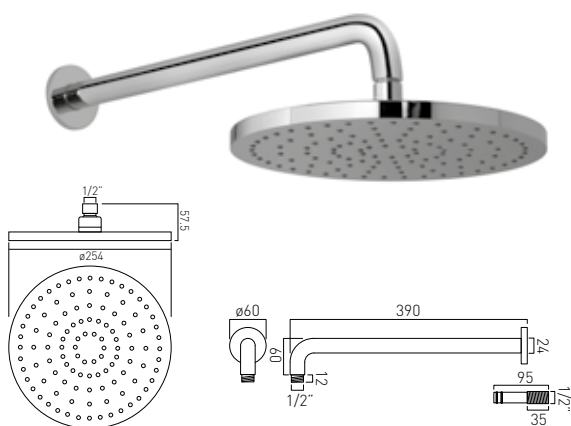


multi function fixed shower head  
and shower arm  
wall mounted  
102mm (4") diameter  
minimum operating pressure 1.0 bar MP

chrome  
WG-MFKIT2-C/P

Stocked In  
UK / Dubai

**E8b** FR-SHOWER/9-C/P

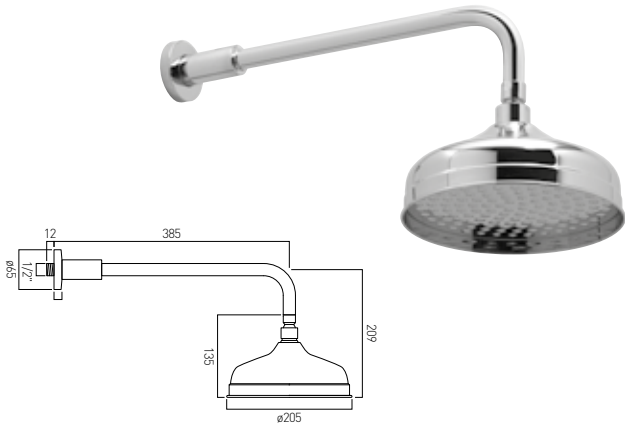


Saturn  
single function fixed disc shower head  
and shower arm  
wall mounted  
254mm (10") diameter  
minimum operating pressure 0.2 bar LP

chrome  
WG-SATURN2/SA-C/P

Stocked In  
UK

**E8b** FR-FLEXI/9-PLA

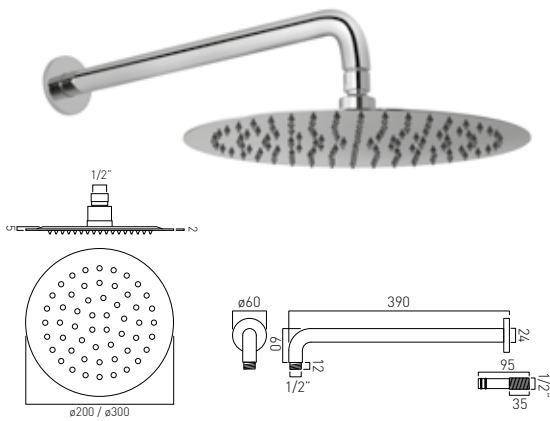


traditional fixed shower head and arm  
 wall mounted  
 200mm (8") diameter  
 1/2" x 10mm threaded connection  
 minimum operating pressure 1.0 bar MP

chrome  
 WG-16102A-C/P

Stocked In  
 UK

FR-SHOWER/9-C/P



Aquablade  
 single function slimline easy clean round shower head with shower arm  
 wall mounted

200mm (8") diameter  
 minimum operating pressure 0.2 bar LP

300mm (12") diameter  
 minimum operating pressure 1.0 bar MP

chrome / stainless steel

Stocked In

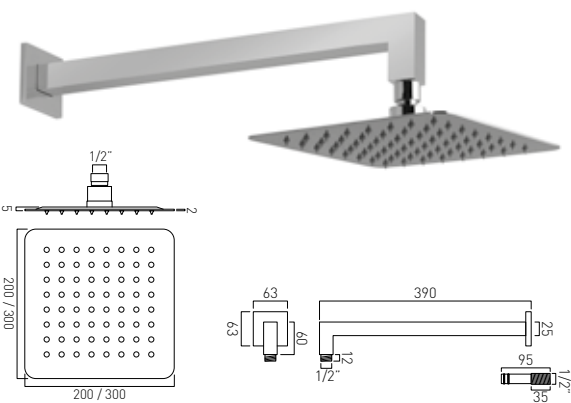
AQB-R0/20/SA-C/P

UK

AQB-R0/30/SA-C/P

UK

FR-FLEXI/9-PLA



Aquablade  
 single function slimline easy clean square shower head with shower arm  
 wall mounted

200mm (8")  
 minimum operating pressure 0.2 bar LP

300mm (12")  
 minimum operating pressure 1.0 bar MP

chrome / stainless steel

Stocked In

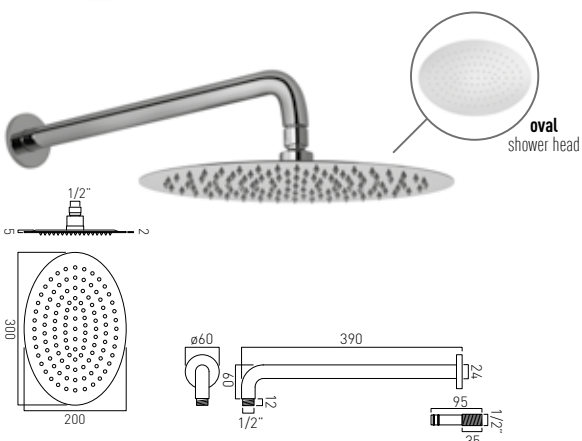
AQB-SQ/20/SA-A-C/P

UK

AQB-SQ/30/SA-A-C/P

UK

FR-FLEXI/9-PLA



Aquablade  
 single function slimline easy clean oval shower head with shower arm  
 wall mounted  
 200mm x 300mm (8" x 12")  
 minimum operating pressure 1.0 bar MP

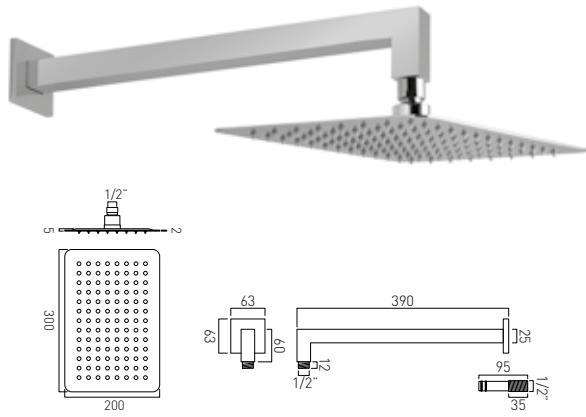
chrome / stainless steel  
 AQB-OV/30/SA-C/P

Stocked In  
 UK

FR-FLEXI/9-PLA

Shower Heads & Arms



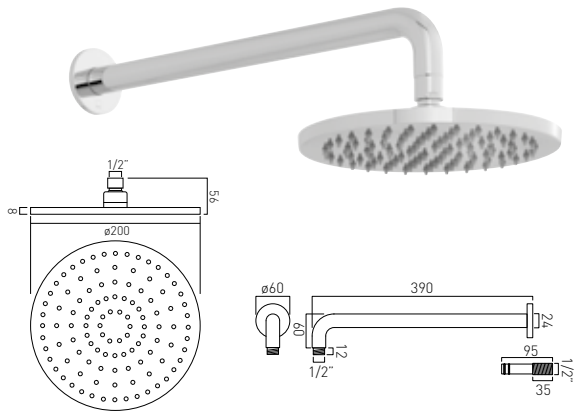


Aquablade  
single function slimline easy clean rectangular  
shower head with shower arm  
wall mounted  
200 x 300mm (8 x 12")  
minimum operating pressure 1.0 bar MP

chrome / stainless steel  
AQB-20X30/SA-A-C/P

Stocked In  
UK

FR-FLEXI/9-PLA

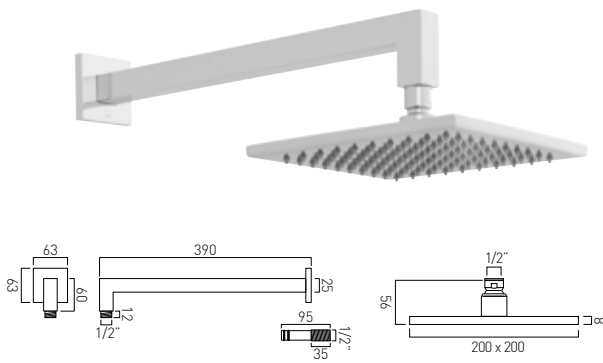


Atmosphere  
round aerated shower head  
wall mounted  
with shower arm  
200mm (8") diameter  
minimum operating pressure 1.0 bar MP

chrome  
ATM-HEADR0/B/SA-C/P

Stocked In  
UK

FR-FLEXI/9-PLA

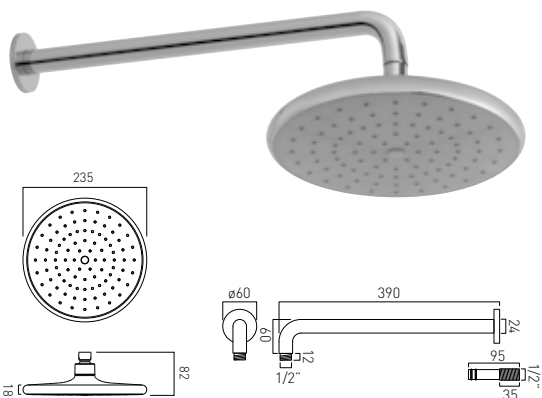


Atmosphere  
square aerated shower head  
wall mounted  
with shower arm  
200mm (8")  
minimum operating pressure 1.0 bar MP

chrome  
ATM-HEADSQ/B/SA-A-CP

Stocked In  
UK

FR-FLEXI/9-PLA



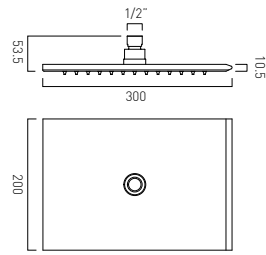
Ceres  
round self-cleaning shower head  
wall mounted  
with shower arm  
235mm (9") diameter  
minimum operating pressure 0.2 bar LP

chrome  
CER-HEAD/SA-C/P

Stocked In  
UK

FR-FLEXI/9-PLA

I NEW

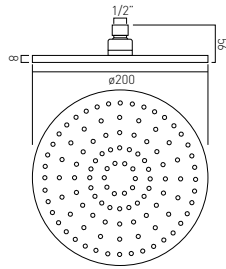


Omika  
single function easy clean rectangular shower head  
wall mounted  
200 x 300mm (8" x 12")  
minimum operating pressure 1.0 bar MP

chrome  
OMI-HEAD-C/P

Stocked In  
UK

Eco FR-FLEXI/9-PLA

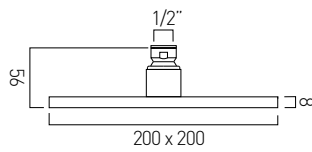


Atmosphere  
round aerated shower head  
200mm (8") diameter  
1/2" female inlet  
minimum operating pressure 1.0 bar MP

chrome  
ATM-HEAD/RO/B-C/P

Stocked In  
UK / Dubai

Eco FR-FLEXI/9-PLA

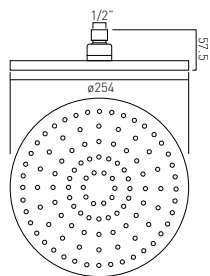


Atmosphere  
square aerated shower head  
200mm (8")  
1/2" female inlet  
minimum operating pressure 1.0 bar MP

chrome  
ATM-HEAD/SQ/B-C/P

Stocked In  
UK / Dubai

Eco FR-FLEXI/9-PLA

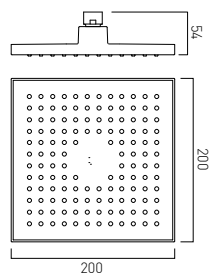


Saturn  
single function fixed shower head  
254mm (10")  
1/2" female inlet  
minimum operating pressure 0.2 bar LP

chrome  
WG-SATURN2-C/P

Stocked In  
UK / Dubai

Eco FR-FLEXI/9-PLA

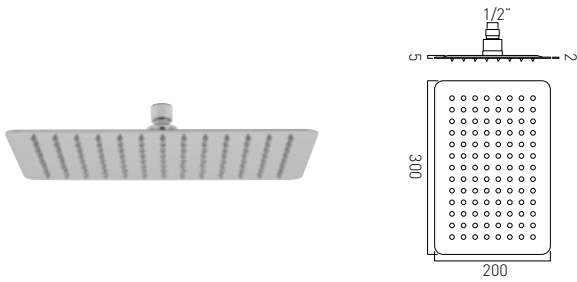


Saturn  
single function fixed shower head  
200mm (8")  
1/2" female inlet  
minimum operating pressure 0.2 bar LP

chrome  
WG-SATURN2/SQ-C/P

Stocked In  
Dubai


Eco FR-FLEXI/9-PLA



Aquablade  
single function slimline easy clean rectangular  
shower head  
200mm x 300mm (8" x 12")  
1/2" female inlet  
minimum operating pressure 1.0 bar MP

stainless steel  
AQB-20X30-C/P  
**ETB** FR-FELXI/9-PLA

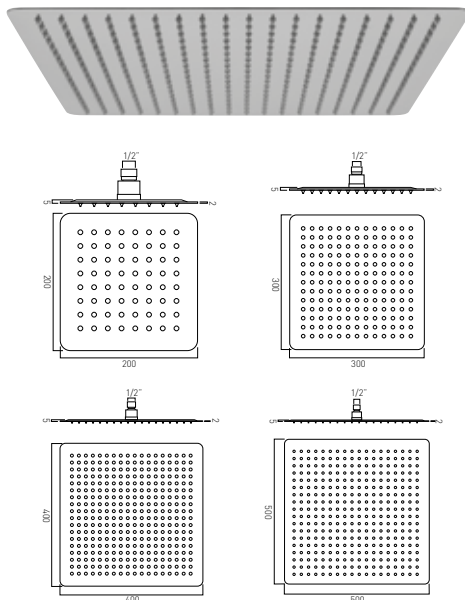
Stocked In  
UK / Dubai



Aquablade  
single function slimline easy clean oval  
shower head  
200mm x 300mm (8" x 12")  
1/2" female inlet  
minimum operating pressure 1.0 bar MP

stainless steel  
AQB-OV/30-C/P  
**ETB** FR-FELXI/9-PLA

Stocked In  
UK / Dubai



Aquablade  
single function slimline easy clean square  
shower head  
1/2" female inlet

stainless steel Stocked In

200mm (8")  
minimum operating pressure 0.2 bar LP

AQB-SQ/20-C/P UK / Dubai

300mm (12")  
minimum operating pressure 1.0 bar MP

AQB-SQ/30-C/P UK / Dubai

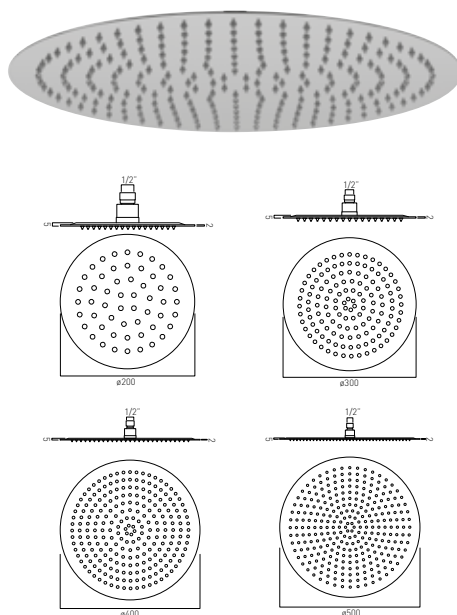
400mm (16")  
minimum operating pressure 1.0 bar MP

AQB-SQ/40-C/P UK / Dubai

500mm (20")  
minimum operating pressure 1.0 bar MP

AQB-SQ/50-C/P UK / Dubai

**ETB** FR-FLEXI/9-PLA



Aquablade  
single function slimline easy clean round  
shower head  
1/2" female inlet

stainless steel Stocked In

200mm (8") diameter  
minimum operating pressure 0.2 bar LP

AQB-RO/20-C/P UK / Dubai

300mm (12") diameter  
minimum operating pressure 1.0 bar MP

AQB-RO/30-C/P UK / Dubai

400mm (16") diameter  
minimum operating pressure 1.0 bar MP

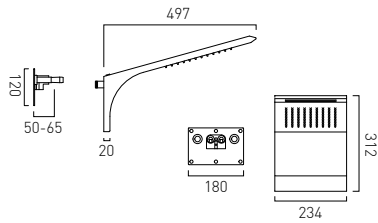
AQB-RO/40-C/P UK / Dubai

500mm (20") diameter  
minimum operating pressure 1.0 bar MP

AQB-RO/50-C/P UK / Dubai

**ETB** FR-FLEXI/9-PLA

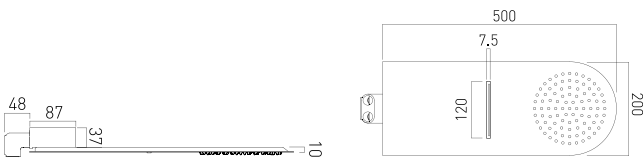
I NEW



Omika  
 rectangular shower head  
 wall mounted  
 2 functions  
 rain  
 water blade  
 min-max wall mount 50-65mm  
 optimum installation depth 57mm  
 minimum operating pressure 1.0 bar MP

chrome  
 OMI-WMHEAD-C/P  
**E8b** FR-106/9-PLA  
 (2 are required)

Stocked In  
 UK

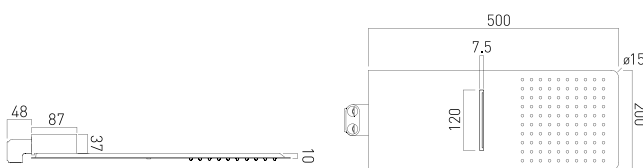


Aquablade  
 round shower head  
 wall mounted  
 2 functions:  
 rain  
 water blade  
 min-max wall mount 48-68mm  
 optimum installation depth 58mm  
 minimum operating pressure 1.0 bar MP

stainless steel  
 AQB-WMRO-C/P

Stocked In  
 UK

**E8b** 9l/m flow regulator fitted as standard

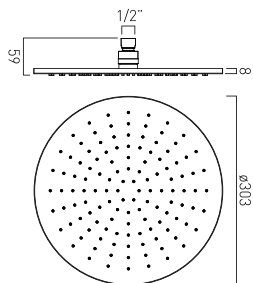



Aquablade  
 rectangular shower head  
 wall mounted  
 2 functions:  
 rain  
 water blade  
 min-max wall mount 48-68mm  
 optimum installation depth 58mm  
 minimum operating pressure 1.0 bar MP

stainless steel  
 AQB-WMSQ-C/P

Stocked In  
 UK

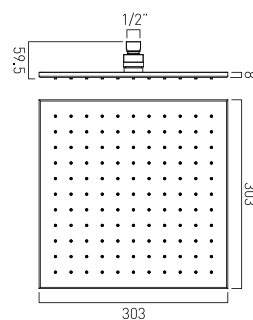
**E8b** 9l/m flow regulator fitted as standard



Individual  
single function round shower head  
1/2" female inlet  
300mm (12") diameter  
minimum operating pressure 0.2 bar LP

bright nickel	Stocked In
IND-RO/30-BN	UK
brushed nickel	
IND-RO/30-BRN	UK
polished gold	
IND-RO/30-PG	UK
brushed gold	
IND-RO/30-BRG	UK

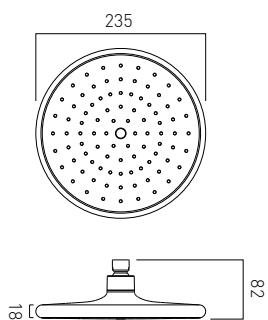
FR-FLEXI/9-PLA



Individual  
single function square shower head  
1/2" female inlet  
300mm (12")  
minimum operating pressure 0.2 bar LP

bright nickel	Stocked In
IND-SQ/30-BN	UK
brushed nickel	
IND-SQ/30-BRN	UK
polished gold	
IND-SQ/30-PG	UK
brushed gold	
IND-SQ/30-BRG	UK

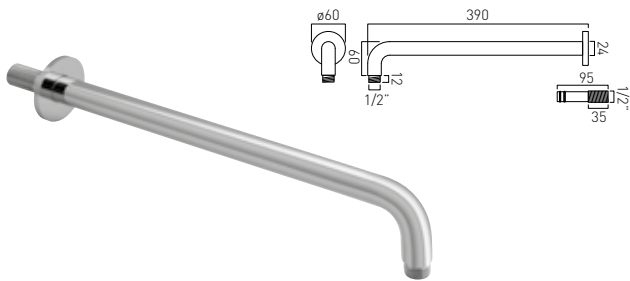

FR-FLEXI/9-PLA



round self-cleaning shower head  
235mm (9") diameter  
1/2" female inlet  
minimum operating pressure 0.2 bar LP

chrome	Stocked In
CER-HEAD-C/P	UK
FR-FLEXI/9-PLA	

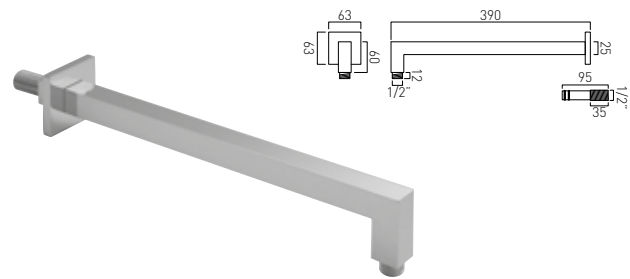
- Improved shower arm design makes fitting simpler and faster
- Head and arm can be fitted as a second fix item
- Two part system allows much greater fitting depth tolerance into the wall
- Minimalist design
- All brass construction



Elements  
easy fit shower arm  
wall mounted

chrome  
WG-EFSA/RO-C/P

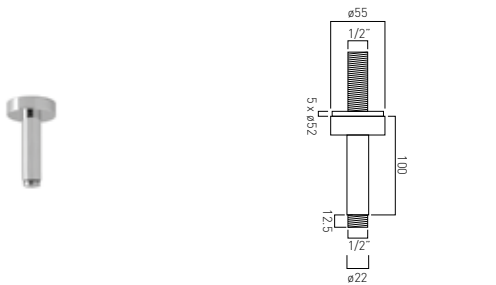
Stocked In  
UK / Dubai



Mix<sup>2</sup>  
easy fit shower arm  
wall mounted

chrome  
WG-EFSA/SQ-C/P

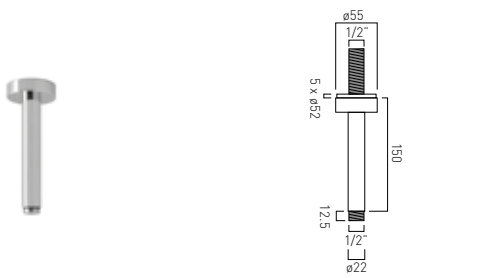
Stocked In  
UK / Dubai



Elements  
fixed head ceiling mounting arm  
100mm (4")  
1/2" x 70mm threaded inlet  
1/2" threaded outlet

chrome  
ELE-CMA/4IN-C/P

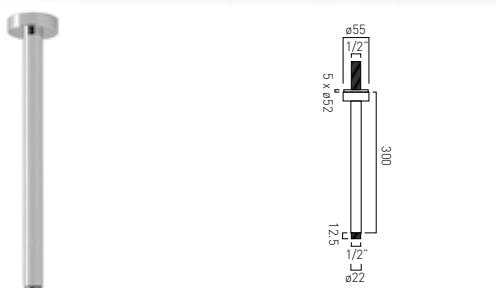
Stocked In  
UK / Dubai



Elements  
fixed head ceiling mounting arm  
150mm (6")  
1/2" x 70mm threaded inlet  
1/2" threaded outlet

chrome  
ELE-CMA/6IN-C/P

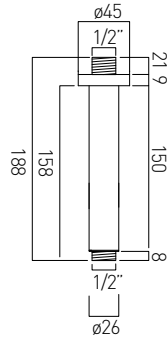
Stocked In  
UK



Elements  
fixed head ceiling mounting arm  
300mm (12")  
1/2" x 70mm threaded inlet  
1/2" threaded outlet

chrome  
ELE-CMA/12IN-C/P



Stocked In  
UK



Mix<sup>2</sup>  
 fixed head ceiling mounting arm  
 150mm (6")  
 1/2" x 15mm threaded inlet  
 1/2" threaded outlet

chrome  
 MIX-CMA/150-C/P

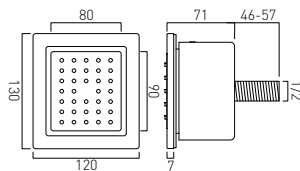

Stocked In  
 UK



Mix<sup>2</sup>  
 fixed head ceiling mounting arm  
 300mm (12")  
 1/2" x 15mm threaded inlet  
 1/2" threaded outlet

chrome  
 MIX-CMA/300-C/P

Stocked In  
 UK



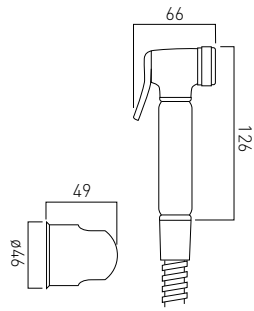
tilting square bodytile  
 wall mounted  
 minimum operating pressures:  
 1.5 bar MP  
 3.0 bar HP for two bodyjets  
 4.5 bar HP for three bodyjets

stainless steel  
 WG-BODYTILE/SQ-C/P

Stocked In  
 UK / Dubai

**Eto** 9l/m flow regulator fitted as standard

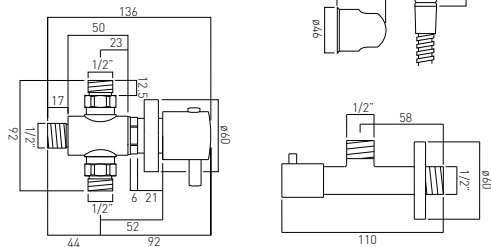




luxury brass shattaf handset  
120cm hose and wall bracket  
wall mounted  
minimum operating pressure 1.0 bar MP

chrome  
XSH-LUXSHATTAF/SB-CP  
**ELE** FR-SHOWER/6-C/P

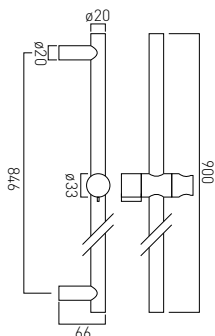

Stocked In  
UK / Dubai



luxury shattaf kit  
with concealed thermostatic mixing valve  
and angle valve  
with 120cm hose and wall bracket  
wall mounted  
mixing valve thermostatic cartridge V-001D-PLA  
minimum operating pressure 1.0 bar MP

chrome  
XSH-SHATTAF/163-C/P  
**ELE** FR-SHOWER/6-C/P

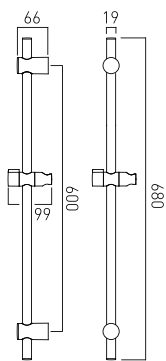
Stocked In  
UK



Elements  
contemporary slide rail  
with twist control  
805mm slide rail  
900mm overall rail length

chrome  
ELE-SR/900-C/P

Stocked In  
UK



Space contemporary slide rail kit with twist control  
150cm shower hose and hose retainer  
546mm slide rail  
680mm overall rail length

chrome  
WG-SPACE/RK-DB-C/P

Stocked In  
UK



smoothflex anti-twist silver hose  
1/2" x 1/2" conical connection  
150cm

silver  
ZOO-HOSE/AT-DB-SIL

Stocked In  
UK



chrome plated brass standard bore shower hose  
1/2" x 1/2" conical connection

chrome

Stocked In

120cm

SH-012-120-DB-C/P

UK

150cm

SH-012-150-DB-C/P

UK

200cm

SH-012-200-DB-C/P

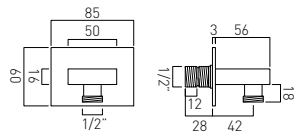
UK



chrome plated brass large bore shower hose  
1/2" x 1/2" conical connection  
150cm

silver  
SH-013-150-DB-CP-LB

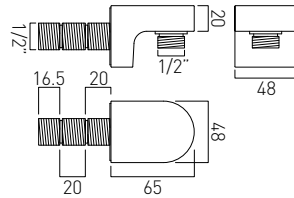
Stocked In  
UK



Instinct  
wall outlet  
1/2" threaded inlet  
1/2" threaded outlet

chrome  
INS-OUTLET-C/P

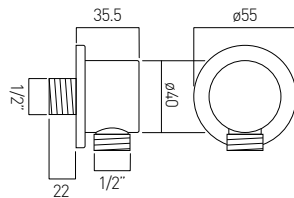
Stocked In  
UK / Dubai



Life  
wall outlet  
1/2" threaded inlet  
1/2" threaded outlet

chrome  
LIF-OUTLET-C/P

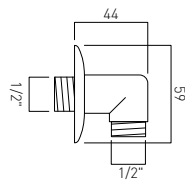
Stocked In  
UK / Dubai



Elements  
wall outlet  
1/2" threaded inlet  
1/2" threaded outlet

chrome  
ELE-OUTLET-C/P

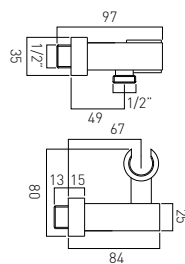
Stocked In  
UK / Dubai



wall outlet  
1/2" threaded inlet  
1/2" threaded outlet

chrome  
WG-218-C/P

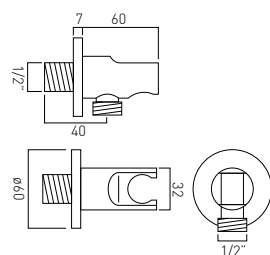
Stocked In  
UK / Dubai



Mix<sup>2</sup>  
integrated outlet  
and shower bracket  
wall mounted  
1/2" threaded inlet  
1/2" threaded outlet

chrome  
MIX-WEO-C/P

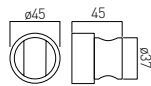
Stocked In  
UK



Elements  
integrated outlet  
and shower bracket  
wall mounted  
1/2" threaded inlet  
1/2" threaded outlet

chrome  
ELE-OUTLETBRACK2-C/P

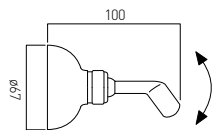
Stocked In  
UK



Zoo  
contemporary shower bracket  
wall mounted

chrome  
ZOO-BRACKET-C/P

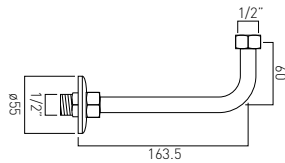
Stocked In  
UK



adjustable shower bracket  
wall mounted

chrome  
SH-711-BRACKET-C/P

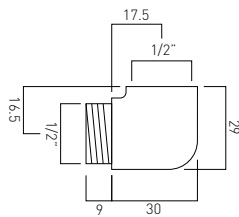
Stocked In  
UK



back to wall return elbow  
with flange  
for exposed shower valves

chrome  
WG-RETURNELBOW-1/2M

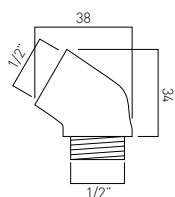
Stocked In  
UK



bath shower mixer extension elbow  
for use with bath shower mixer  
to extend the distance between  
hose connection and bath tub  
in case of protruding pop-up waste

chrome  
WG-130ELBOW-C/P

Stocked In  
UK



elbow  
to suit deck mounted  
pull-up handsets  
deck mounted

chrome  
WG-ELBOW/45-C/P

Stocked In  
UK



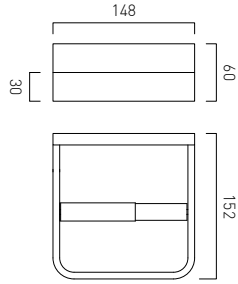
meraki

Gentle and effective with  
a scent of fresh mint

[www.meraki-shop.dk](http://www.meraki-shop.dk)

Accessories

| NEW

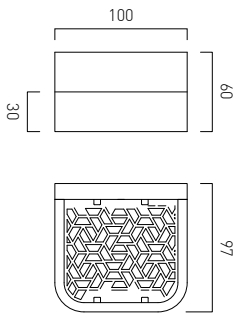


closed paper holder  
wall mounted

chrome  
OMI-180-C/P

Stocked In  
UK

| NEW

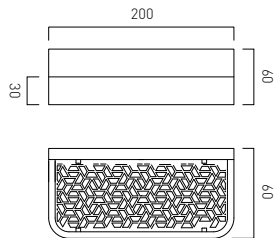


shelf with geometric insert  
wall mounted  
100mm (4")

chrome  
OMI-185-10-C/P

Stocked In  
UK

| NEW

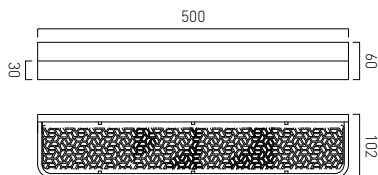



shelf with geometric insert  
wall mounted  
200mm (8")

chrome  
OMI-185-20-C/P

Stocked In  
UK

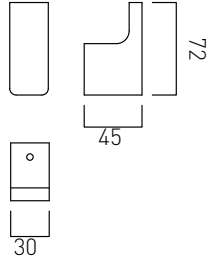
| NEW



shelf with geometric insert  
wall mounted  
500mm (20")

chrome  
OMI-185-50-C/P

Stocked In  
UK

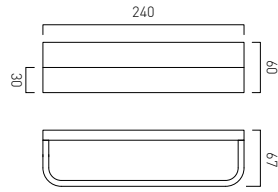



robe hook  
wall mounted

chrome  
SHA-186-C/P

Stocked In  
UK

**I NEW**

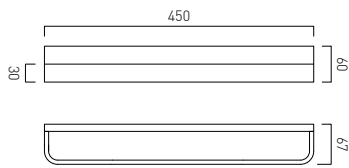


towel bar  
wall mounted

chrome  
OMI-181-C/P

Stocked In  
UK

**I NEW**

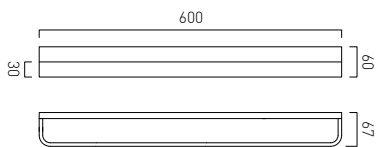


towel rail  
wall mounted  
450mm (18")

chrome  
OMI-184-45-C/P

Stocked In  
UK

**I NEW**



towel rail  
wall mounted  
600mm (24")

chrome  
OMI-184-60-C/P

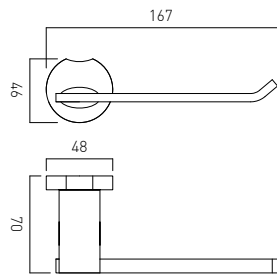
Stocked In  
UK







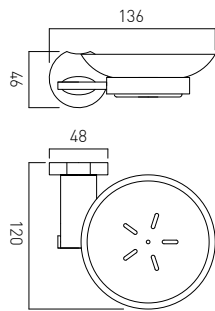
Kovera



paper holder  
wall mounted

chrome  
KOV-180-C/P

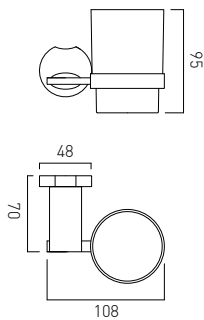
Stocked In  
UK



frosted glass soap dish and holder  
wall mounted

chrome  
KOV-182-C/P

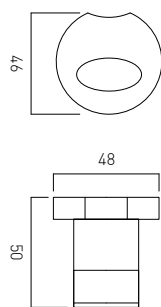

Stocked In  
UK



frosted glass tumbler and holder  
wall mounted

chrome  
KOV-183-C/P

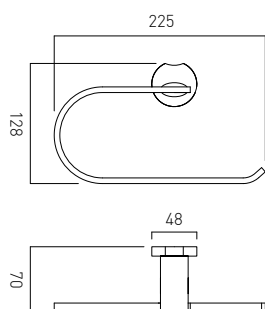
Stocked In  
UK



robe hook  
wall mounted

chrome  
KOV-186-C/P

Stocked In  
UK




towel ring  
wall mounted

chrome  
KOV-181-C/P

Stocked In  
UK

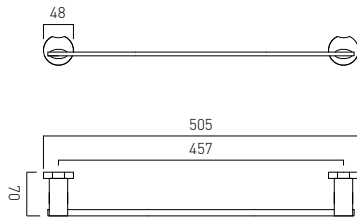
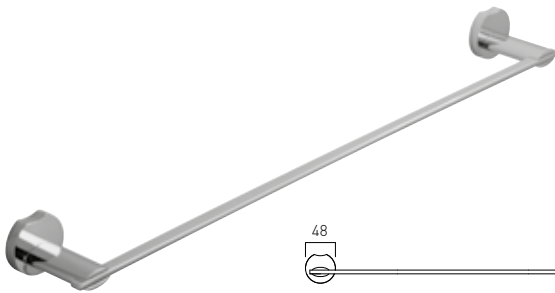
I NEW



towel rail  
wall mounted  
450mm (18")

chrome  
KOV-184-45-C/P

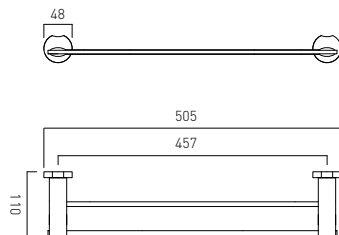
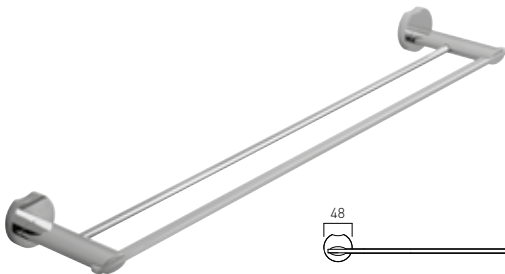
Stocked In  
UK



towel rail  
wall mounted  
505mm (20")

chrome  
KOV-184-C/P

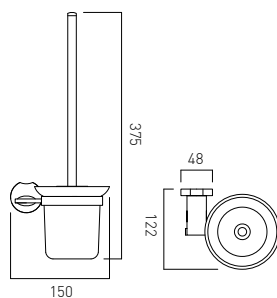
Stocked In  
UK



double towel rail  
wall mounted  
505mm (20")

chrome  
KOV-184A-C/P

Stocked In  
UK



toilet brush and frosted glass holder  
wall mounted

chrome  
KOV-188-C/P

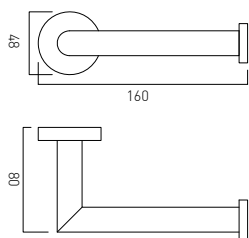
Stocked In  
UK





Spa

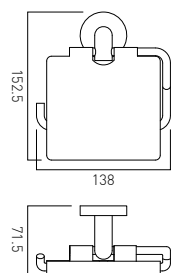




paper holder  
wall mounted

chrome  
SPA-180-C/P

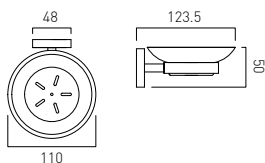
Stocked In  
UK



covered paper holder  
wall mounted

chrome  
SPA-180A-C/P

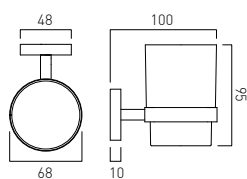
Stocked In  
UK



frosted glass soap dish and holder  
wall mounted

chrome  
SPA-182-C/P

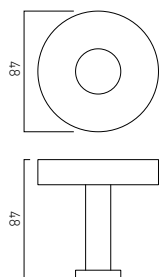
Stocked In  
UK



frosted glass tumbler and holder  
wall mounted

chrome  
SPA-183-C/P

Stocked In  
UK

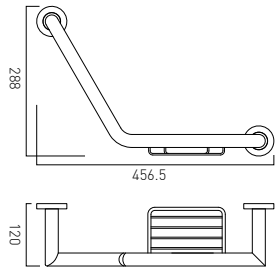


robe hook  
wall mounted

chrome  
SPA-186-C/P

Stocked In  
UK

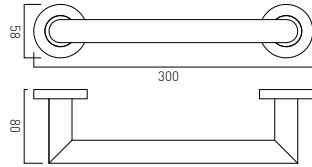




angled grab rail with basket  
wall mounted  
456mm (18")

chrome  
SPA-1802-C/P


Stocked In  
UK



grab or towel rail  
wall mounted  
300mm (12")

chrome  
SPA-1801-30-C/P

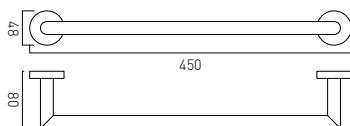
Stocked In  
UK



grab or towel rail  
wall mounted  
450mm (18")

chrome  
SPA-1801-45-C/P

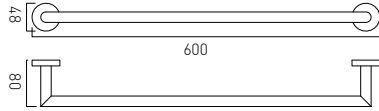
Stocked In  
UK



towel rail  
wall mounted  
450mm (18")

chrome  
SPA-184-45-C/P

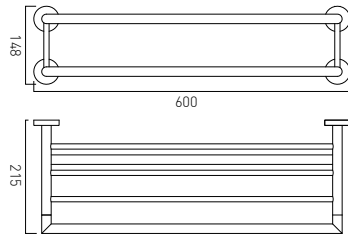
Stocked In  
UK



towel rail  
wall mounted  
600mm (24")

chrome  
SPA-184-C/P

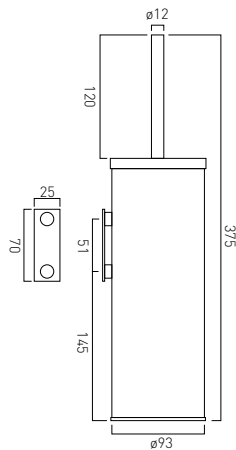
Stocked In  
UK



towel shelf with towel rail  
wall mounted  
600mm (24")

chrome  
SPA-185B-C/P

Stocked In  
UK



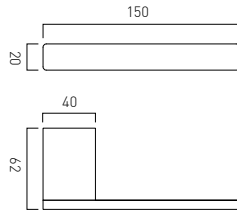

toilet brush  
and polished stainless steel holder  
wall mounted

stainless steel  
INF-188-C/P

Stocked In  
UK



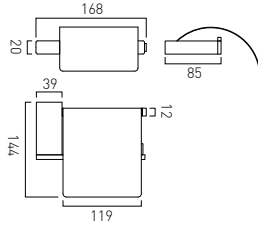

Phase



paper holder  
wall mounted

chrome  
PHA-180-C/P

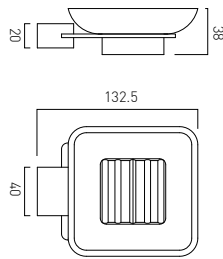
Stocked In  
UK



covered paper holder  
wall mounted

chrome  
PHA-180A-C/P

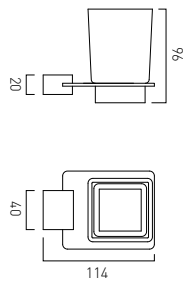

Stocked In  
UK



frosted glass soap dish and holder  
wall mounted

chrome  
PHA-182-C/P

Stocked In  
UK

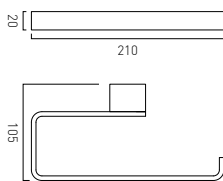


frosted glass tumbler and holder  
wall mounted

chrome  
PHA-183-C/P

Stocked In  
UK

**NEW**

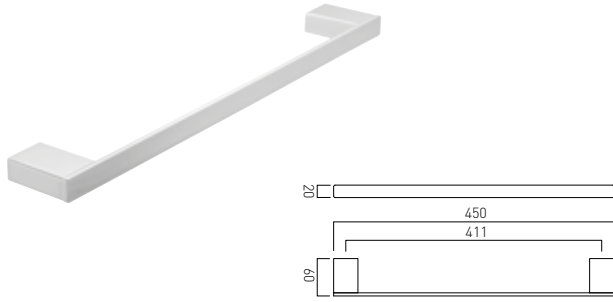


towel ring  
wall mounted

chrome  
PHA-181-C/P

Stocked In  
UK

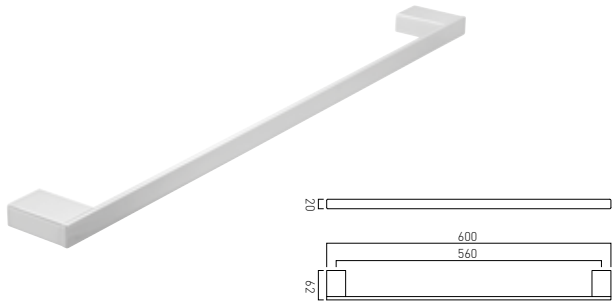
NEW



towel rail  
wall mounted  
450mm (18")

chrome  
PHA-184-45-C/P

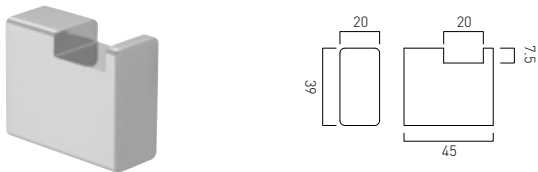
Stocked In  
UK



towel rail  
wall mounted  
600mm (24")

chrome  
PHA-184-C/P

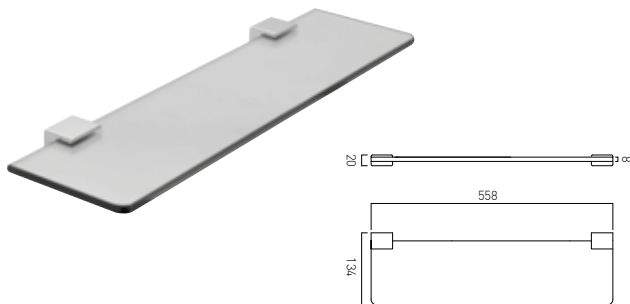
Stocked In  
UK



robe hook  
wall mounted

chrome  
PHA-186-C/P

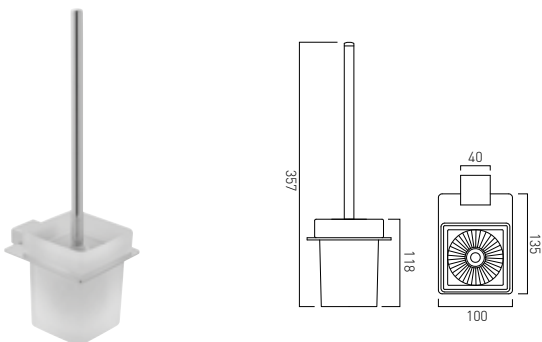
Stocked In  
UK



frosted glass shelf  
wall mounted  
450mm (18")

chrome  
PHA-185-C/P

Stocked In  
UK



toilet brush and frosted glass holder  
wall mounted

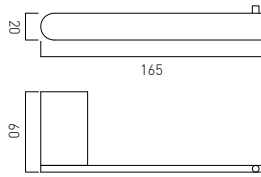

chrome  
PHA-188-C/P

Stocked In  
UK





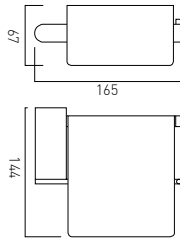
Photon



paper holder  
wall mounted

chrome  
PHO-180-C/P

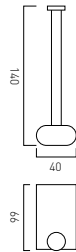
Stocked In  
UK



covered paper holder  
wall mounted

chrome  
PHO-180A-C/P

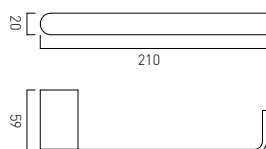
Stocked In  
UK



spare paper holder  
wall mounted

chrome  
PHO-180S-C/P

Stocked In  
UK

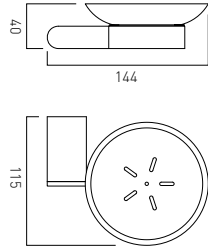



small towel bar  
wall mounted

chrome  
PHO-181-C/P

Stocked In  
UK

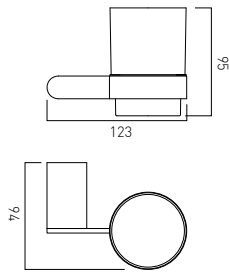




frosted glass soap dish and holder  
wall mounted

chrome  
PHO-182-C/P

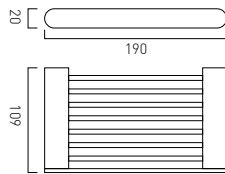
Stocked In  
UK



frosted glass tumbler and holder  
wall mounted

chrome  
PHO-183-C/P

Stocked In  
UK




soap holder  
wall mounted

chrome  
PHO-182A-C/P

Stocked In  
UK

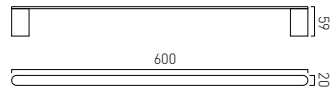

I NEW



towel rail  
wall mounted  
450mm (18")

chrome  
PHO-184-45-C/P

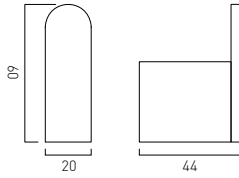
Stocked In  
UK



towel rail  
wall mounted  
600mm (24")

chrome  
PHO-184-C/P

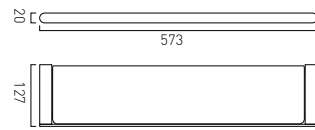

Stocked In  
UK



robe hook  
wall mounted

chrome  
PHO-186-C/P

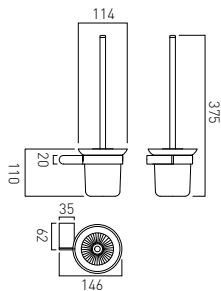
Stocked In  
UK



clear glass shelf  
wall mounted  
573mm (23")

chrome  
PHO-185-C/P

Stocked In  
UK



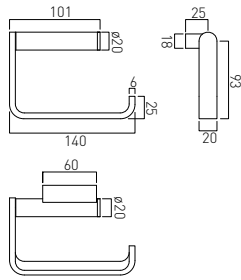

toilet brush and frosted glass holder  
wall mounted

chrome  
PHO-188-C/P

Stocked In  
UK



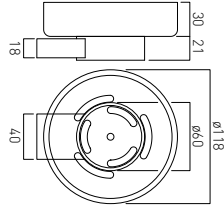
Infinity



paper holder  
wall mounted

chrome  
INF-180-C/P

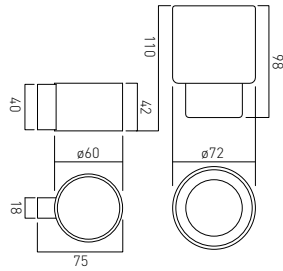
Stocked In  
UK



frosted glass soap dish and holder  
wall mounted

chrome  
INF-182-C/P

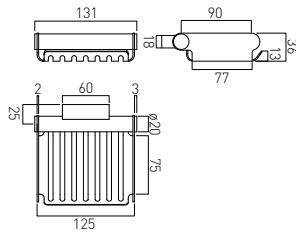
Stocked In  
UK



frosted glass tumbler and holder  
wall mounted

chrome  
INF-183-C/P

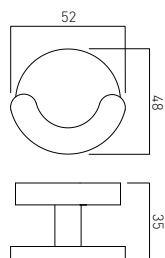
Stocked In  
UK



soap holder  
wall mounted

chrome  
INF-182A-C/P

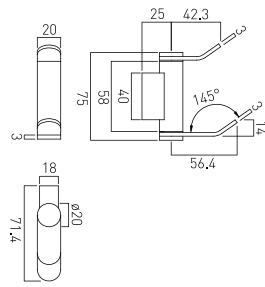
Stocked In  
UK



robe hook  
wall mounted

chrome  
ECL-186-C/P

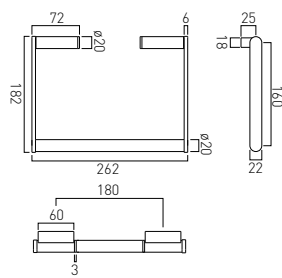

Stocked In  
UK



double swivel robe hook  
wall mounted

chrome  
INF-186-C/P

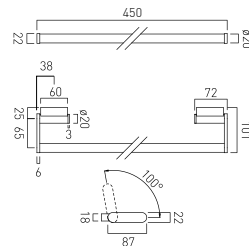

Stocked In  
UK



towel ring  
wall mounted

chrome  
INF-181-C/P

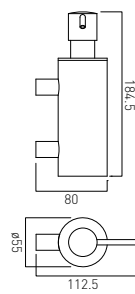
Stocked In  
UK



towel rail  
wall mounted  
450mm (18")

chrome  
INF-184-45-C/P

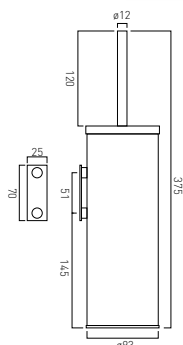
Stocked In  
UK



soap dispenser  
wall mounted

chrome  
ELE-182B-C/P

Stocked In  
UK / Dubai



toilet brush and polished stainless steel holder  
wall mounted

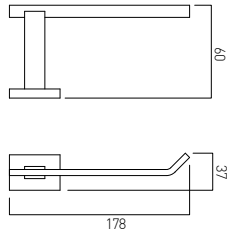
chrome  
INF-188-C/P

Stocked In  
UK





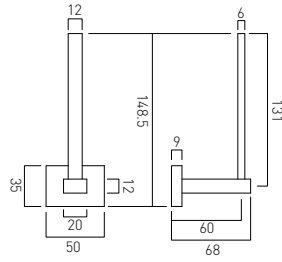
Level



paper holder  
wall mounted

chrome  
LEV-180-C/P

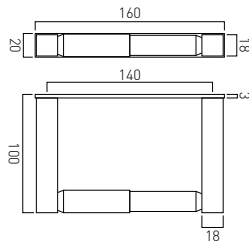
Stocked In  
UK / Dubai



spare paper holder  
wall mounted

chrome  
LEV-180S-C/P

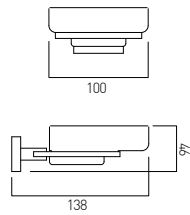

Stocked In  
UK / Dubai



closed paper holder  
wall mounted

chrome  
SQU-180A-C/P

Stocked In  
UK

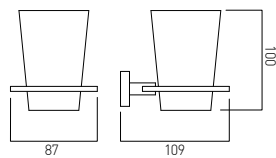



frosted glass soap dish and holder  
wall mounted

chrome  
LEV-182-C/P

Stocked In  
UK / Dubai

replacement frosted glass soap dish  
LEV-SOAPDISH-GLS



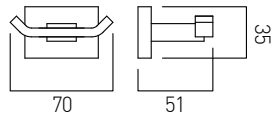

frosted glass tumbler and holder  
wall mounted

chrome  
LEV-183-C/P

Stocked In  
UK / Dubai

replacement frosted glass tumbler  
LEV-TUMBLER-GLS

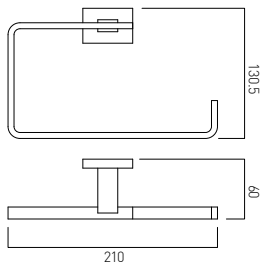




robe hook  
wall mounted

chrome  
LEV-186-C/P

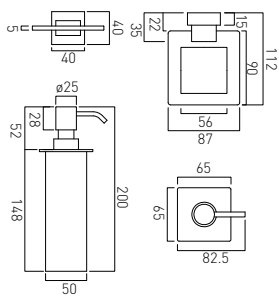
Stocked In  
UK / Dubai



towel ring  
wall mounted

chrome  
LEV-181-C/P

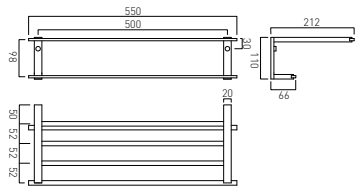
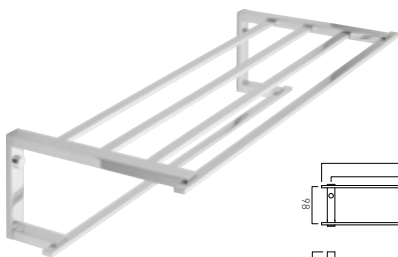
Stocked In  
UK / Dubai



soap dispenser  
wall mounted

chrome  
LEV-182B-C/P

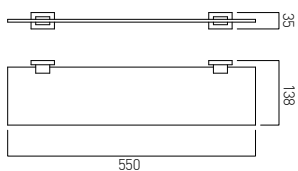
Stocked In  
UK / Dubai



towel shelf with towel rail  
wall mounted  
550mm (22")

chrome  
LEV-185B-C/P

Stocked In  
UK / Dubai

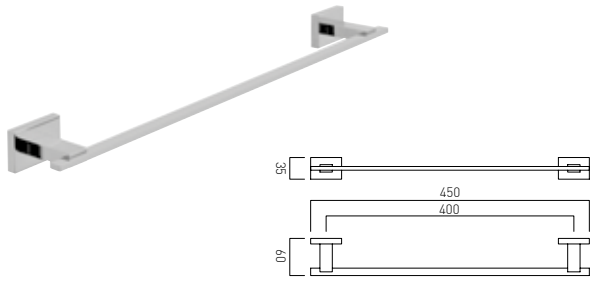


frosted glass shelf  
wall mounted  
chrome brackets  
550mm (22")

chrome  
LEV-185-C/P

Stocked In  
UK / Dubai

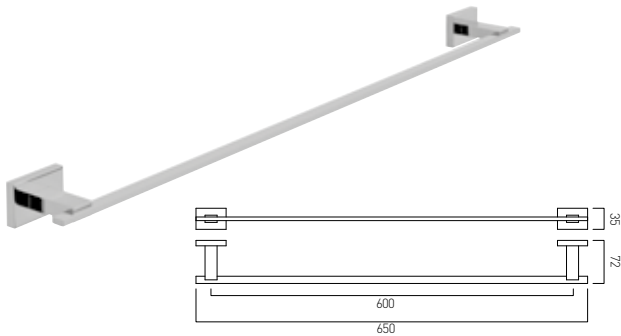
I NEW



towel rail  
wall mounted  
450mm (18")

chrome  
LEV-184-45-C/P

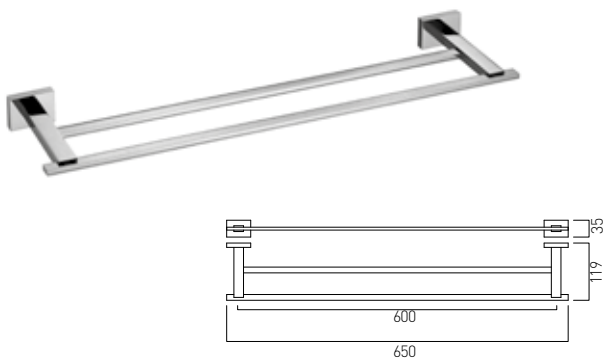
Stocked In  
UK



towel rail  
wall mounted  
650mm (26")

chrome  
LEV-184-C/P

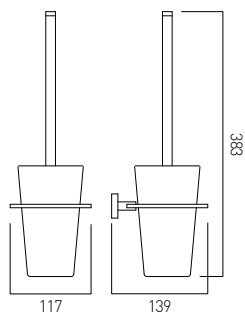
Stocked In  
UK / Dubai



double towel rail  
wall mounted  
650mm (26")

chrome  
LEV-184A-C/P

Stocked In  
Dubai



toilet brush and frosted glass holder  
wall mounted

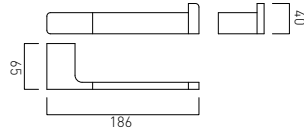
chrome  
LEV-188-C/P

Stocked In  
UK / Dubai

replacement brush  
SQU-188-BRUSH



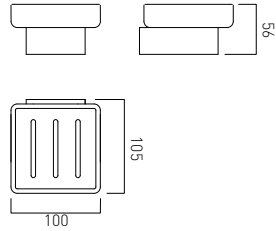
Shama



paper holder  
wall mounted

chrome  
SHA-180-C/P

Stocked In  
UK

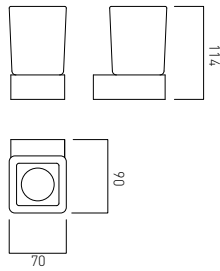


frosted glass soap dish and holder  
wall mounted

chrome  
SHA-182-C/P

Stocked In  
UK

replacement frosted glass soap dish  
SHA-SOAPDISH-GLS




frosted glass tumbler and holder  
wall mounted

chrome  
SHA-183-C/P

Stocked In  
UK

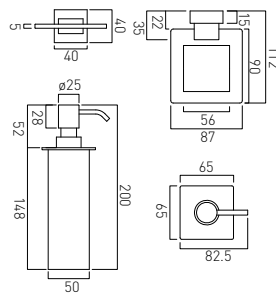
replacement frosted glass tumbler  
SHA-TUMBLER-GLS



double towel rail  
wall mounted  
350mm (14")

chrome  
SHA-184B-C/P

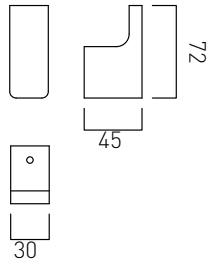
Stocked In  
UK



soap dispenser  
wall mounted

chrome  
LEV-182B-C/P

Stocked In  
UK / Dubai




robe hook  
wall mounted

chrome  
SHA-186-C/P

Stocked In  
UK

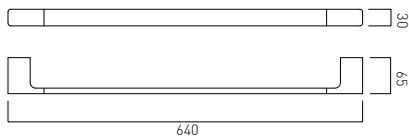

NEW



towel rail  
wall mounted  
450mm (18")

chrome  
SHA-184-45-C/P

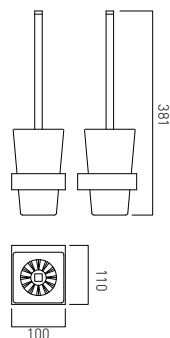
Stocked In  
UK



towel rail  
wall mounted  
640mm (25")

chrome  
SHA-184-C/P

Stocked In  
UK



toilet brush and frosted glass holder  
wall mounted

chrome  
SHA-188-C/P

Stocked In  
UK

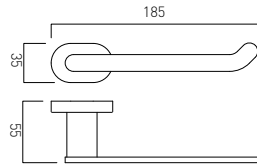
replacement brush  
SQU-188-BRUSH





Life

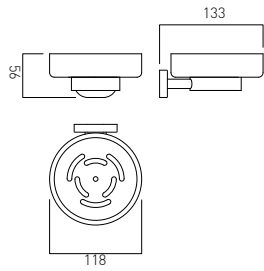




paper holder  
wall mounted

chrome  
LIF-180-C/P

Stocked In  
UK

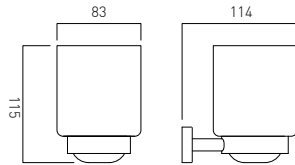


frosted glass soap dish and holder  
wall mounted

chrome  
LIF-182-C/P

Stocked In  
UK

replacement frosted glass soap dish  
ATO-SOAPDISH-GLS

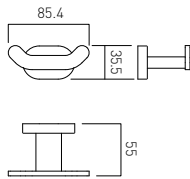


frosted glass tumbler and holder  
wall mounted

chrome  
LIF-183-C/P

Stocked In  
UK

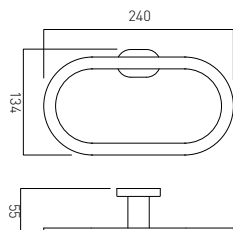
replacement frosted glass tumbler  
ATO-TUMBLER-GLS



robe hook  
wall mounted

chrome  
LIF-186-C/P

Stocked In  
UK

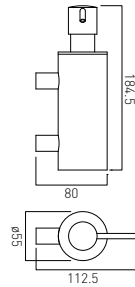


towel ring  
wall mounted

chrome  
LIF-181-C/P

Stocked In  
UK

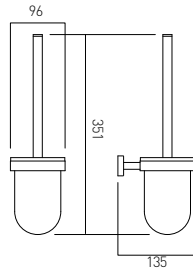




soap dispenser  
wall mounted

chrome  
ELE-182B-C/P

Stocked In  
UK / Dubai




toilet brush and frosted glass holder  
wall mounted

chrome  
LIF-188-C/P  
  
replacement brush  
LIF-188/H+B-C/P

Stocked In  
UK

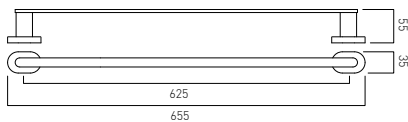
NEW



towel rail  
wall mounted  
450mm (18")

chrome  
LIF-184-45-C/P

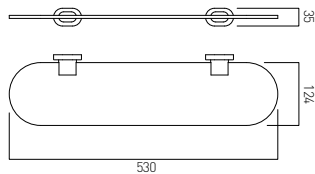
Stocked In  
UK



towel rail  
wall mounted  
655mm (26")

chrome  
LIF-184-C/P

Stocked In  
UK



frosted glass shelf  
wall mounted  
chrome brackets  
530mm (21")

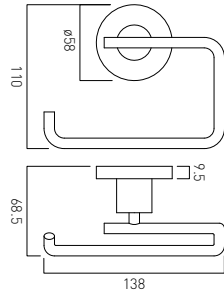
chrome  
LIF-185-C/P

Stocked In  
UK





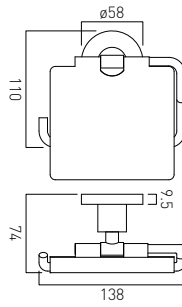
Elements



paper holder  
wall mounted

chrome  
ELE-180-C/P

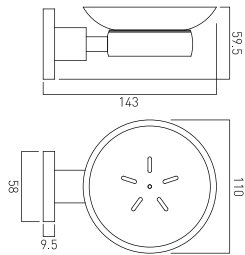
Stocked In  
UK / Dubai



covered paper holder  
wall mounted

chrome  
ELE-180A-C/P

Stocked In  
UK / Dubai

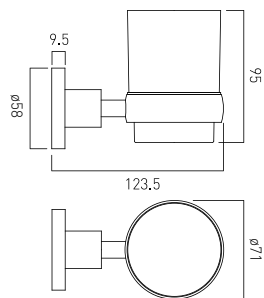


frosted glass soap dish and holder  
wall mounted

chrome  
ELE-182-C/P

Stocked In  
UK / Dubai

replacement frosted glass soap dish  
ELE-SOAPDISH-GLS

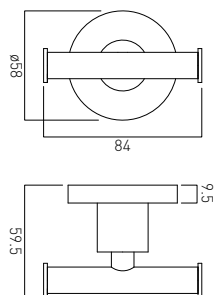


frosted glass tumbler and holder  
wall mounted

chrome  
ELE-183-C/P

Stocked In  
UK / Dubai

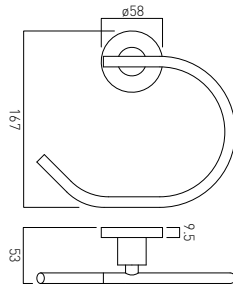
replacement frosted glass tumbler  
ELE-TUMBLER-GLS



robe hook  
wall mounted

chrome  
ELE-186-C/P

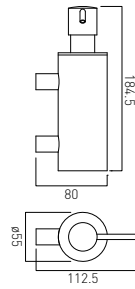
Stocked In  
UK / Dubai



towel ring  
wall mounted

chrome  
ELE-181-C/P

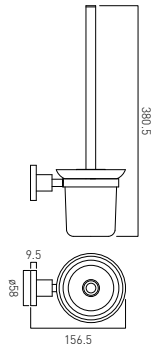
Stocked In  
UK / Dubai



soap dispenser  
wall mounted

chrome  
ELE-182B-C/P

Stocked In  
UK / Dubai

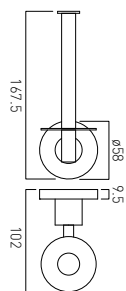


toilet brush and frosted glass holder  
wall mounted

chrome  
ELE-188-C/P

Stocked In  
UK / Dubai



replacement brush  
ELE-188-BRUSH



spare paper holder  
wall mounted

chrome  
ELE-180S-C/P

Stocked In  
UK / Dubai

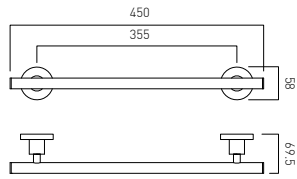


frosted glass shelf  
wall mounted  
chrome brackets  
558mm (22")

chrome  
ELE-185-C/P

Stocked In  
UK / Dubai

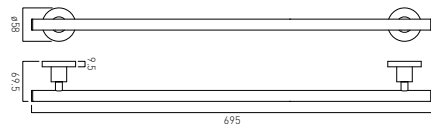
| NEW



towel rail  
wall mounted  
450mm (18")

chrome  
ELE-184-45-C/P

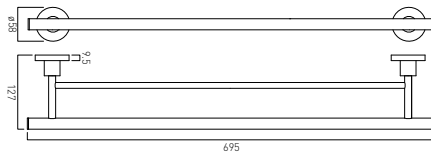
Stocked In  
UK



towel rail  
wall mounted  
695mm (27")

chrome  
ELE-184-C/P

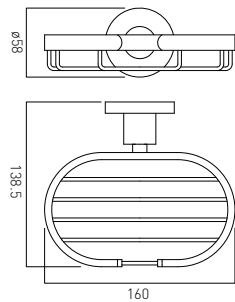
Stocked In  
UK / Dubai



double towel rail  
wall mounted  
695mm (27")

chrome  
ELE-184A-C/P

Stocked In  
Dubai



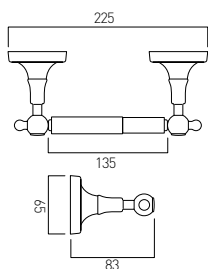
soap holder  
wall mounted

chrome  
ELE-182A-C/P

Stocked In  
UK / Dubai



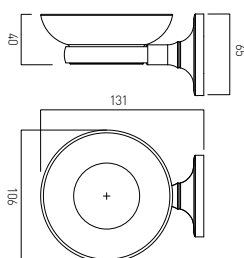
Tournament



closed paper holder  
wall mounted

chrome  
TOU-180A-C/P

Stocked In  
UK

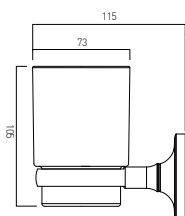


ceramic soap dish and holder  
wall mounted

chrome  
TOU-182A-C/P

Stocked In  
UK

replacement ceramic soap dish  
TOU-082A-CER

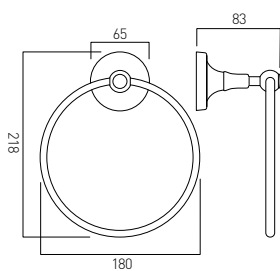


ceramic tumbler and holder  
wall mounted

chrome  
TOU-183A-C/P

Stocked In  
UK

replacement ceramic tumbler  
TOU-083A-CER

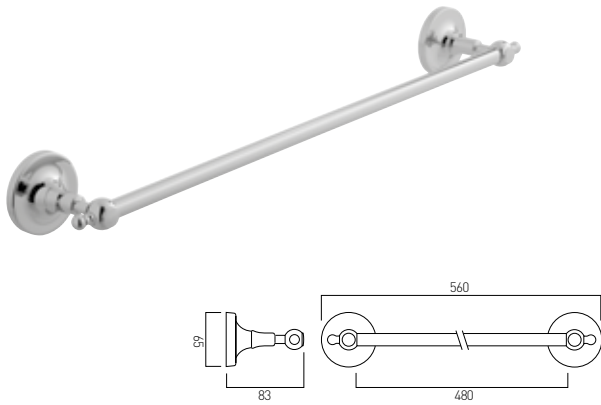


towel ring  
wall mounted

chrome  
TOU-181-C/P

Stocked In  
UK

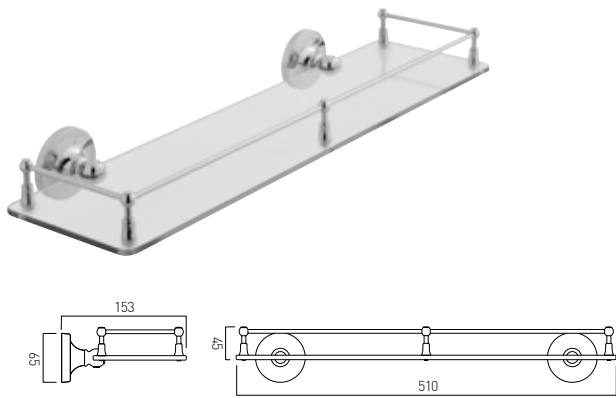




towel rail  
wall mounted  
560mm (22")

chrome  
TOU-184-C/P

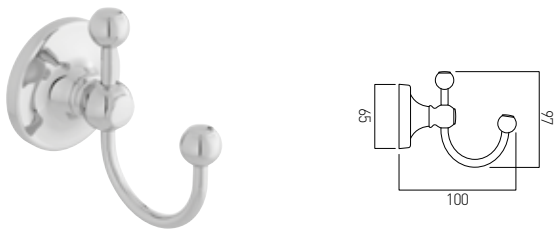
Stocked In  
UK



clear glass galley shelf  
wall mounted  
510mm (20")

chrome  
TOU-185A-C/P

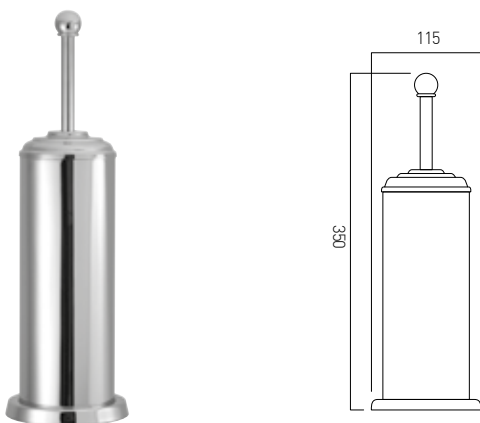
Stocked In  
UK



robe hook  
wall mounted

chrome  
TOU-186-C/P

Stocked In  
UK



toilet brush  
and polished stainless steel holder  
freestanding

stainless steel  
TOU-188-C/P

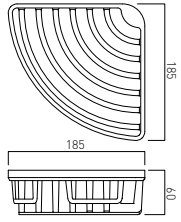

replacement brush  
TOU-188-BRUSH

Stocked In  
UK





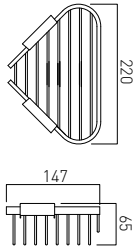

Baskets



removable triangular corner basket  
wall mounted

chrome  
BAS-2000-C/P

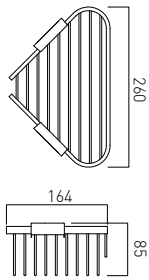
Stocked In  
UK / Dubai



medium triangular corner basket  
wall mounted

chrome  
BAS-2015M-C/P

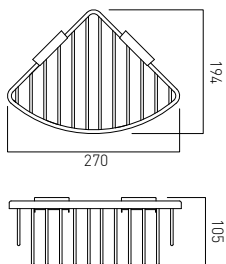
Stocked In  
UK / Dubai



large triangular corner basket  
wall mounted

chrome  
BAS-2015L-C/P

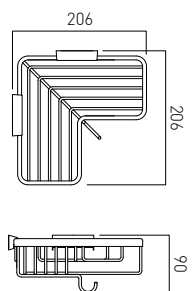
Stocked In  
UK / Dubai



large triangular corner basket  
wall mounted

chrome  
BAS-2012-C/P

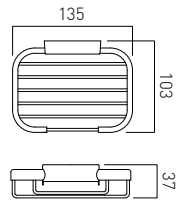
Stocked In  
UK / Dubai



corner basket with hook  
wall mounted

chrome  
BAS-2014-C/P

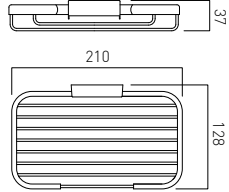
Stocked In  
UK



small rectangular basket  
wall mounted

chrome  
BAS-2001-C/P

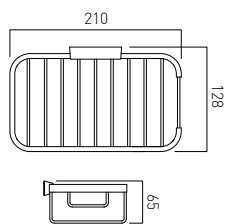

Stocked In  
UK / Dubai



medium rectangular basket  
wall mounted

chrome  
BAS-2002-C/P

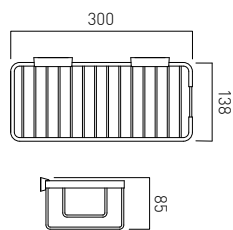
Stocked In  
UK / Dubai



medium rectangular basket  
wall mounted

chrome  
BAS-2016M-C/P

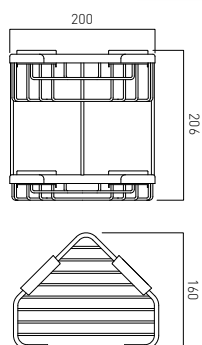
Stocked In  
UK / Dubai



large rectangular basket  
wall mounted

chrome  
BAS-2016L-C/P

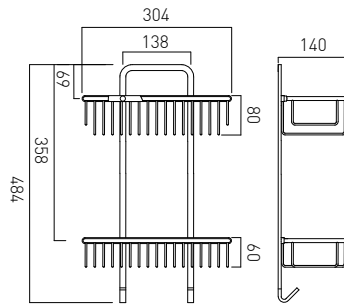
Stocked In  
UK / Dubai



large double triangular corner basket  
wall mounted

chrome  
BAS-2013-C/P

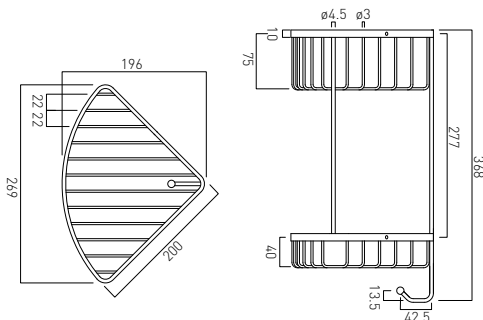
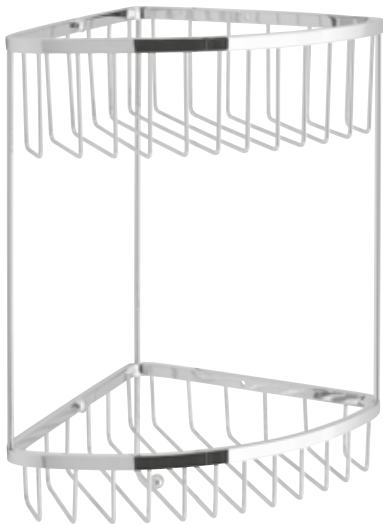
Stocked In  
UK / Dubai



large rectangular double basket  
wall mounted

chrome  
BAS-2003-C/P

Stocked In  
UK / Dubai



large double triangular corner basket  
with integral hook  
wall mounted

chrome  
BAS-2004-C/P

Stocked In  
UK





spare part: 3/4"  
single standard valve  
8:20 broach suits:

AST-VALVE-3/4-STD

Stocked In  
UK

**I NEW**



spare part: 1/2"  
single standard valve  
8:20 broach suits:

AST-1/2/3/400  
AST-1/2/3/406  
AST-1/2/3/410  
AST-1/2/3/430  
AST-1/2/3/436  
AST-1/2/3/437  
AST-1/2/3/450

AST-1/2/3/451  
AST-1/2/3/453  
AST-1/2/3/456  
AST-1/2/3/462-15  
AST-1/2/3/462-10  
VEC-100  
VEC-106  
VEC-136  
VEC-137  
VEC-130  
VEC-123

VIC-100  
VIC-106  
VIC-110  
VIC-120  
VIC-131  
VIC-137  
VIC-136  
VIC-KIT1/2  
WAR-200C  
WAR-200H  
WAR-201

WAR-206  
WAR-207

C-102-STD

Stocked In  
UK

**I NEW**



spare part: 3/4"  
ceramic disc valve  
hot suits:

ELW/ELA-125-3/4  
ELW/ELA-139-3/4  
ELW/ELA-135-3/4  
ELW/ELA-135/NS-3/4  
ELW/ELA-126S  
ELW/ELA-126L  
ELW/ELA-142-3/4

ELW/ELA-143-3/4  
NUA-135-3/4  
NUA-139  
NUA-135/NS-3/4  
NUA-126S  
NUA-126L  
NUA-125-3/4  
NUA-143-3/4  
NUA-142-3/4  
SEN-135-3/4  
SEN-135/NS-3/4

SEN-142/PR-3/4  
SEN-143-3/4  
TON-126S  
TON-126L  
TON-135  
TON-139  
TON-131S  
TON-125-3/4  
TON-142-3/4  
TON-143-3/4  
VIC-143/CL-3/4

ZOO-139  
ZOO-135-3/4  
ZOO-135/NS-3/4  
ZOO-125-3/4  
ZOO-142/PR-3/4  
ZOO-143-3/4

hot  
C-303-LTC

Stocked In  
UK

**I NEW**



spare part: 3/4"  
ceramic disc valve  
cold suits:

ELW/ELA-125-3/4  
ELW/ELA-139-3/4  
ELW/ELA-135-3/4  
ELW/ELA-135/NS-3/4  
ELW/ELA-126S  
ELW/ELA-126L  
ELW/ELA-142-3/4

ELW/ELA-143-3/4  
NUA-135-3/4  
NUA-139  
NUA-135/NS-3/4  
NUA-126S  
NUA-126L  
NUA-125-3/4  
NUA-143-3/4  
NUA-142-3/4  
SEN-135-3/4  
SEN-135/NS-3/4

SEN-142/PR-3/4  
SEN-143-3/4  
TON-126S  
TON-126L  
TON-135  
TON-139  
TON-131S  
TON-125-3/4  
TON-142-3/4  
TON-143-3/4  
VIC-143/CL-3/4

ZOO-139  
ZOO-135-3/4  
ZOO-135/NS-3/4  
ZOO-125-3/4  
ZOO-142/PR-3/4  
ZOO-143-3/4

cold  
C-303-RTC

Stocked In  
UK

**I NEW**



spare part: 1/2"  
ceramic disc valve  
hot suits:

ELA-100  
ELA-101  
ELA-110  
ELA-109S  
ELA-109L  
ELA-143-1/2  
ELA-131S

ELA-123  
ELW-100  
ELW-101  
ELW-110  
ELW-109S  
ELW-109L  
ELW-143-1/2  
ELW-131S  
ELW-123  
ELW-150  
NUA-101

NUA-109S  
NUA-109L  
NUA-131S  
NUA-123  
NUA-143-1/2  
SEN-109  
SEN-101  
SEN-143-1/2  
TON-100  
TON-101  
TON-109

TON-109L  
TON-110  
TON-123  
TON-143-1/2  
VIC-143-CL-1/2  
00-101  
ZOO-109  
ZOO-109/SQ  
ZOO-143-1/2

hot  
C-206-LTC

Stocked In  
UK



## I NEW



spare part: 1/2"	ELA-123	NUA-109S	TON-109L	cold C-206-RTC	Stocked In UK
ceramic disc valve	ELW-100	NUA-109L	TON-110		
cold suits:	ELW-101	NUA-131S	TON-123		
	ELW-110	NUA-123	TON-143-1/2		
ELA-100	ELW-109S	NUA-143-1/2	VIC-143-CL-1/2		
ELA-101	ELW-109L	SEN-109	ZOO-101		
ELA-110	ELW-143-1/2	SEN-101	ZOO-109		
ELA-109S	ELW-131S	SEN-143-1/2	ZOO-109/SQ		
ELA-109L	ELW-123	TON-100	ZOO-143-1/2		
ELA-143-1/2	ELW-150	TON-101			
ELA-131S	NUA-101	TON-109			



spare part: 3/4"				hot ION-VALVE/CD/HT-3/4	Stocked In UK
ceramic disc valve					
hot suits:					
ION-130					
ION-137					
PHO-130					
PHO-137					
PHA-130					
PHA-137					



spare part: 3/4"				cold ION-VALVE/CD/CL-3/4	Stocked In UK
ceramic disc valve					
cold suits:					
ION-130					
ION-137					
PHO-130					
PHO-137					
PHA-130					
PHA-137					

## I NEW



spare part: 1/2"	KEN-131/CD			hot C-201-LTC	Stocked In UK
ceramic disc valve	KEN-133/CD				
hot suits:	KEN-136/CD				
	KEN-137/CD				
KEN-100/CD	KEN-151/CD				
KEN-101/CD					
KEN-106/CD					
KEN-110/CD					
KEN-120/CD					
KEN-121/CD					
KEN-124/CD					

## I NEW



spare part: 1/2"	KEN-131/CD			cold C-201-RTC	Stocked In UK
ceramic disc valve	KEN-133/CD				
cold suits:	KEN-136/CD				
	KEN-137/CD				
KEN-100/CD	KEN-151/CD				
KEN-101/CD					
KEN-106/CD					
KEN-110/CD					
KEN-120/CD					
KEN-121/CD					
KEN-124/CD					

**I NEW**



spare part: 1/2"  
ceramic disc valve  
hot suits:

KEN-109/CD  
VIC-109/CD

hot  
C-205-LTC

Stocked In  
UK

**I NEW**



spare part: 1/2"  
ceramic disc valve  
cold suits:

KEN-109/CD  
VIC-109/CD

hot  
C-205-RTC

Stocked In  
UK

**I NEW**



spare part: 3/4"  
ceramic disc valve  
8:20 broach suits:

CEL-148D  
NUA-148D  
NOT-148D  
SOH-148D  
MIX-148D  
LIF-148D  
ORI-148D

CEL-149-3/4  
CEL-128C

C-301-RTC

Stocked In  
UK

**I NEW**



spare part: 1/2"  
ceramic disc valve  
8:20 broach suits:

CEL-149-1/2  
WG-149-1/2

C-202-RTC

Stocked In  
UK



spare part: 3/4"  
ceramic disc valve  
8:20 broach suits:

WG-15951  
WSB-148

HUB-002B-3/4

Stocked In  
UK



spare part: 40mm	MAG-145	SOH-142/SL	ZOO-109S
cartridge suits:	MAG-147	SOH-145	ZOO-110
	MAG-154	SOH-147	ZOO-132
AXI/RAD-147	MAG-149	TE-109S	ZOO-145
AXI/RAD-145	MAG-150	TE-132	ZOO-147
CHE-152	MAG-152	TE-132/NS	
CHE-150	NUA-145	TE-145	
CHE-149	NUA-147	TE-147	
CHE-147	NOT-142/SL	SEN-100	
CHE-145	NOT-132	SEN-100/SB	
EVO-145	NOT-132/NS	SEN-100E	
EVO-147	NOT-145	SEN-100E/SB	
EVO-150	NOT-147	SEN-110	
EVO-152	ORI-132	SEN-132	
LIF-109S	ORI-132/NS	SEN-145	
LIF-145	ORI-145	SEN-147	
LIF-147	ORI-147	ZOO-100	
LIF-132	SOH-132	ZOO-100/SB	
LIF-132/NS	SOH-133	ZOO-100E	
LIF-142/SL	SOH-132/NS	ZOO-100E/SB	

CAR-K40A

Stocked In  
UK

spare part: 40mm	ORI-123
cartridge suits:	SEN-123
	ZOO-123
CHE-100	
CHE-108	
CHE-110	
CHE-123	
CHE-131	
CUC-1004	
EVO-100	
EVO-110	
EVO-123	
MAG-100	
MAG-100/SB	
MAG-108	
MAG-110	
MAG-123	
MAG-131	
NUA-133+K	
ORI-133	

CAR-K40B

Stocked In  
UK

spare part: 35mm	PHA-145
cartridge suits:	PHA-147
	PHO-109
AXI-150	PHO-145
ION-109	PHO-147
ION-145	RAD-150
ION-147	SEN-109S
LIF-150S	SOH-100
LIF-133+K	SOH-100/SB
NUA-100	SOH-100E/SB
NUA-100/SB	SOH-109S
NUA-110	SOH-110
NUA-100E/SB	SOH-123
ORI-100	TE-100/SB
ORI-100/SB	TE-100E/SB
ORI-110	TE-110
ORI-100E/SB	ZOO-132
ORI-109S	ZOO-109S
ORI-142/SL	
PHA-109	

CAR-K35A

Stocked In  
UK



spare part: 35mm  
 cartridge suits:

AXI/RAD-100	ION-110	ORI-150S
AXI/RAD-108	ION-123	ORI-149
AXI/RAD-110	LIF-100	PHA-100
AXI/RAD-123	LIF-110	PHA-110
AXI/RAD-131	LIF-149	PHA-123
ELA-150S	MAG-100M/SB	PHO-100
ELW-150S	MAG-100M	PHO-123
ION-100	NUA-100S	PRT-109/SL
	NUA-150S	
	NOT-109S	
	ORI-100S	

CAR-K35B Stocked In  
UK



spare part: 35mm  
 cartridge suits:

PHO-100

CAR-S35/PHO Stocked In  
UK



spare part: 35mm  
 cartridge suits:

PHA-100M

PHA-100M/CAR Stocked In  
UK



spare part: 35mm  
 cartridge suits:

PHO-100M

PHO-100M/CAR Stocked In  
UK



spare part: 35mm  
 cartridge suits:

ION-100M

ION-100M/CAR Stocked In  
UK



spare part: 28mm  
cartridge suits:

INS-100/SB-C/P  
INS-100E/SB-C/P  
NOT-100/SB-C/P  
NOT-100E/SB-C/P  
NOT-110-C/P  
TEF-100/SB-C/P  
TEF-100/CC-C/P  
TEF-100E/SB-C/P

TEF-100E/CC-C/P

CAR-K28A

Stocked In  
UK



spare part:  
flow cartridge suits:

VEL-149/RRK

VEL-002B-C/P

Stocked In  
UK



spare part:  
flow cartridge suits:

VEL-149/RRK/DIV  
VEL-149/RRK/SQ/DIV

VEL-002A-C/P

Stocked In  
UK



spare part:  
hydroflow  
low pressure  
single lever cartridge  
suits:

CHE-130/SL  
CHE-130M  
CHE-137/SL  
CHE-137/M  
EVO-130/SL

EVO-130M  
EVO-137/SL  
EVO-137/M  
MAG-130/SL  
MAG-130M  
MAG-137/SL  
MAG-137/M

SEN-130M  
SEN-137M  
ZOO-130/SL  
ZOO-130M

ZOO-137/SL  
ZOO-137M

ST-212K-CAR

Stocked In  
UK



spare part:  
thermostatic cartridge  
suits:

EVO-145T  
EVO-147T  
LIF-145T  
LIF-147T  
MAG-145T  
MAG-147T  
NUA-145T

NUA-147T  
ORI-145T  
ORI-147T  
SEN-145T  
SEN-147T  
ZOO-145T  
ZOO-147T

CAR-KT46

Stocked In  
UK



spare part:  
wax thermostatic  
cartridge suits:

CEL-179  
CEL-279

CEL-001A-WAX

Stocked In  
UK



spare part:  
thermostatic cartridge  
suits:

CEL-148D-C/P  
NUA-148D-C/P  
NOT-148D-C/P  
SOH-148D-C/P  
MIX-148D-C/P  
LIF-148D-C/P  
ORI-148D-C/P  
CEL-123T-C/P  
CEL-137T-C/P  
CEL-149-1/2-C/P

CEL-149-3/4-C/P  
CEL-128C-C/P  
ELE-128C-C/P  
NOT-128C-C/P  
MIX-128C-C/P  
TON-128C-C/P

V-001C-PLA

Stocked In  
UK



spare part:  
wax thermostatic  
cartridge suits:

WG-149  
DGS-149

V-001A-PLA

Stocked In  
UK



spare part:  
wax thermostatic  
cartridge suits:

WG-15951  
WSB-148

HUB-001A-WAX

Stocked In  
UK



spare part:  
wax thermostatic  
cartridge suits:

VER-149/RO/RRK-C/P  
VEL-149/RRK/ST-C/P  
VER-149/SQ-C/P  
VER-149/RO-C/P

V-001D-PLA

Stocked In  
UK



spare part:  
diverter cartridge  
suits:

SOH-148D/2  
SOH-148D/3  
  
CEL-148D/2  
CEL-148D/3  
NOT-148D/2  
NOT-148D/3  
NUA-148D/2  
LIF-148D/2  
LIF-148D/3  
MIX-148D/2  
MIX-148D/3  
ORI-148D/2

CEL-RETROFIT/DIV

Stocked In  
UK



spare part:  
flow shroud suits:

all 148D valves  
all 128C valves

not suitable for  
2 or 3 way valves

CEL-0022/B-C/P

Stocked In  
UK



spare part:  
temperature shroud  
suits:

all 148D valves  
all 128C valves

not suitable for  
2 or 3 way valves

CEL-0023/B-C/P

Stocked In  
UK




spare part:  
plate securing rings  
suits:

all 148D valves  
all 128C valves

CEL-0021/B-C/P

Stocked In  
UK



spare part:  
stop ring suits:

NOT-148D valves  
NOT-128C valves

NOT-0024C-PLA

Stocked In  
UK



spare part:  
stop ring suits:

all 148D valves  
all 128C valves  
except notion

CEL-0024C-PLA

Stocked In  
UK



spare part:  
temperature extension  
kit suits:

all 148D valves  
all 128C valves

except for notion  
valve use  
NOT-148/TEMP-C-EXT

CEL-148C/TEMP-EXT

Stocked In  
UK



spare part:  
flow extension kit  
suits:

all 148D valves  
all 128C valves

except for notion  
valve use  
NOT-148/FLOW-EXT

CEL-148/FLOW-EXT

Stocked In  
UK





spare part:  
2/3 way extension  
kit suits:  
  
all 148D/2 valves  
all 148D/3 valves  
  
except for notion  
valve use  
NOT-148/2/3-FLOW-EXT

CEL-148/2/3/FLOW-EXT

Stocked In  
UK



spare part:  
temperature extension  
kit suits:  
  
NOT-148D valves  
NOT-128C valves

NOT-148C/TEMP-EXT

Stocked In  
UK



spare part:  
flow extension kit suits:  
  
NOT-148D valves  
NOT-128C valves

NOT-148/FLOW-EXT

Stocked In  
UK



spare part:  
2/3 way extension kit  
suits:  
  
NOT-148D/2 valve  
NOT-148D/3 valve

NOT-148/2/3/FLOW-EXT

Stocked In  
UK



spare part:  
chrome pop-up waste  
assembly suits:  
  
mono basin  
mono bidet

DUA-PUW/ASS-C/P

Stocked In  
UK



spare part:  
extra long pop-up  
rod for use with large  
basin assemblies

OM-D0300-C/P

Stocked In  
UK



spare part:  
pop-up rod linkage

DUA-PUW/LINK-2

Stocked In  
UK



spare part:  
pop-up rod peg

DUA-PUW/PEG/5.3MM

Stocked In  
UK




spare part:  
pop-up rod peg

DUA-ECCENTRICS-3/4-C

Stocked In  
UK



## Flow regulators for basin and shower mixers

With **VADO**  flow regulators fitted to taps and showers, the savings in water, gas and electricity can reduce your carbon footprint.



replaces aerator in most monobasin mixers  
regulating flow to 5 litres per minute

FR-100/5-PLA

Stocked In  
UK / Dubai



placed in tails of basin pillar taps  
regulating flow to 4 litres per minute

FR-106/4-PLA  
FR-106/9-PLA

Stocked In  
UK  
UK



placed in flexible tails of some VADO mixers  
regulating flow to 5 litres per minute

FR-FLEXI/5-PLA  
FR-FLEXI/8-PLA  
FR-FLEXI/9-PLA

Stocked In  
UK / Dubai

UK  
UK



placed on shower outlet of all  
bath and shower mixers or handset inlets  
regulating flow to 9 litres per minute



FR-SHOWER/9-C/P

Stocked In  
UK / Dubai


## SAVE WATER. SAVE MONEY. SAVE THE PLANET.

**VADO**  flow regulators both protect the environment and effectively reduce your carbon footprint


### how to order

Every **VADO** tap or shower that can be fitted with a **VADO**  flow regulator has the  logo next to it in this catalogue alongside the appropriate product code.


For example:

To save up to 80% water usage on a pair of KENSINGTON basin pillar taps you order:  
KEN-106/CD-C/P  
and  
 FR-106/4-PLA  
(2 are required)




To save up to 75% water usage on an AQUABLADE shower head you order:  
AQB-RO/20-C/P  
and  
 FR-FLEXI/9-PLA





To save up to 75% water usage with an ALTITUDE basin mixer you order:  
ALT-100/SB-C/P  
and  
 FR-100/5-B-PLA




To save up to 60% water usage with an EVOLVE showering handset you order:  
EVO-HANDSET/MF-DB-CP  
and  
 FR-SHOWER/9-C/P




### - SAVE WATER


**VADO**  flow regulators are designed to regulate and control the flow of water to taps and showers without hampering the performance or design of the product. **VADO**  products can save up to 80% water usage.

### - SAVE MONEY

In an average household, **VADO**  delivers a potential £360 saving on utility bills in one year.\*

\*source: **VADO** study  
In commercial applications the savings are even greater. The Marriott Hotel Group saved approximately 41,000 litres of water which reduced annual costs by £38,000 after installing **VADO**  flow regulators in one hotel.

### - SAVE THE PLANET

With **VADO**  flow regulators fitted to your taps and showers, the savings in water, gas and electricity can reduce your carbon footprint.

## RETURNS AND RE-FIXING

### RETURNS PROCEDURE

Note to retailers: We do not operate a sale or return policy. However in the event that you need to return products to us for any reason the following procedure should help to ensure that we handle your request efficiently.

Please note goods which are no longer required and that have been held by you for longer than three months from date of invoice cannot be considered for return and credit.

A Collection Request in the form of a Debit Note or VADO Collection Request Note should be emailed to our Collections Department:

- e-mail: [vado.collection@vado.com](mailto:vado.collection@vado.com)
  - Direct Telephone No: 01934 745154

We require the following details in order to process the necessary paperwork: Item stock code, finish & quantity of item(s) to be returned. The relevant Invoice Number or Delivery Note Number and the reason for return of the item(s).

- Our Collections Department will process the paperwork and after the collection request has been authorised, we will forward by post a self-adhesive label(s) for you to confirm all details and attach to the parcel(s). You will also receive a Returned Goods Authorisation Note. The details of this note need to be checked and signed by you. This note is to be enclosed in the parcel being returned. A copy of the Returned Goods Authorisation Note for your records will also be enclosed with the label. If you have any queries whatsoever, regarding the collection, please telephone our Collections Department, on receipt of label(s) 01934 745154

- All goods are to be suitably packaged before despatch to VADO, i.e. presentation boxes packed inside an outer box. Goods received back in anything other than re-saleable condition, may result in a request for credit being refused.
- With the exception of faulty or damaged goods, all goods being returned will be subject to a 25% re-stocking charge with a minimum £15 charge being applicable.
- If items are received damaged or faulty, no charge is made for returning the goods to us. Please note: shortages and damages must be notified within 2 days of receipt of goods. Notification outside of the 2-day period will void any claim. If after our inspection a product is found to be defective due to a manufacturing fault, we will issue a credit or a free of charge replacement.
- Our collections department will liaise with your designated contact, confirming the total number of boxes packed ready for collection and a mutually convenient collection date will be arranged.

### CLAIMS FOR RE-FIXING

In the event that you have a claim for re-fitting or repair of a faulty product, please contact our Technical department on 01934 745163. All claims for re-fixing charges must be authorised by us before any work is undertaken. Claims for re-fixing that are made after work has been undertaken will be rejected.

## GUARANTEE

All VADO products come with a 2 year guarantee as standard. Within this guarantee period VADO will provide replacement parts and any labour [SEE NOTE 1] needed to complete the product repair.

This standard guarantee may be extended by registering your product to give up to a 12 year guarantee period. Once registered:

VADO chromed brassware and stainless steel products have a 12 year guarantee (2 years parts and labour plus 10 years parts only).

VADO digital and i-tech products have a 6 year guarantee (2 year parts and labour plus 4 years parts only).

All other VADO products have a 3 year guarantee (2 years parts and labour plus 1 year parts only) [SEE NOTE 2].

VADO electric showers have a 2 years parts and labour guarantee.

### GUARANTEE CONDITIONS

Our products are guaranteed against manufacturing defects from the date of purchase until the expiry of the relevant guarantee period shown above.

The guarantee is only valid if:

- The product has been installed, used and maintained (maintenance guidelines can be viewed here) in accordance with VADO's instructions and subjected to normal use only.
- The defect is not due to use of an unsuitable or inadequate water or power supply.
- The defect is not due to accident, misuse, neglect or incorrect/inappropriate repair (other than by VADO or VADO authorised agents) or damage caused by foreign objects or substances.
- The extended guarantee is only available if you have completed the Guarantee Registration Process. This can be done via the VADO website or via phone to our guarantee team, contact details below. Registration must be completed within 6 months from date of purchase.

Under the extended guarantee period VADO will, at its option, offer to supply any replacement product (or component part) assessed to be defective [SEE NOTE 3].

The guarantee (whether standard or extended) is non-transferable to any subsequent owner.

All claims under the guarantee should be notified in the first instance to our Aftersales department, contact details below, this must be done no later than the last day of the relevant guarantee period. All claims must be accompanied by proof of purchase (sales receipt or delivery note) from an official VADO dealer.

The guarantee does not extend to any consequential loss or damage.

After repair or replacement, the relevant guarantee period will be calculated from the original date of purchase.

VADO operates a policy of continuous product development and therefore reserves the right to change the product, packaging and documentation specifications without notice.

### NOTES:

[1] Labour via our engineer network is only available in the UK. Attendance by a VADO engineer or sub-contract engineer will be under our standard terms and conditions.

[2] VADO spare parts and shower hoses are under a parts only guarantee.

[3] VADO reserves the right to charge in advance for a product (or replacement part) pending collection and investigation (at VADO expense) to confirm a defect is due to a manufacturing issue. If a defect is found the charge will be refunded or cancelled.

This guarantee is in addition to and does not affect your statutory rights as a consumer.

Claims:

**Tel:** 01934 745163 **Email:** [aftersales@vado.com](mailto:aftersales@vado.com)

Guarantee:

**Tel:** 01934 315699 **Email:** [guarantee@vado.com](mailto:guarantee@vado.com)

# RETURNS AND RE-FIXING

## DEFINITIONS

In these conditions 'the Company' shall mean VADO, a division of Norcross (Holdings) Limited, 'the purchaser' shall mean the person, firm or company to whom any quotation is addressed or with whom any contract is made and 'the goods' shall mean the goods and/or services agreed to be sold by the Company to the purchaser.

## 1. QUOTATION AND ACCEPTANCE

- (a) All quotations are given and all orders are accepted on these terms which shall apply to the exclusion of and shall override any other terms stipulated or referred to by the purchaser whether in its order or any other document, or in any negotiations or communication or course of dealing established between the Company and the purchaser;
- (b) No modification or amendment of these terms or addition thereto shall be effective unless made in writing and signed by a director of the Company.

## 2. DESCRIPTION OF AND STATEMENTS AS TO GOODS

- (a) Save where the goods are stated to be sold as complying with a recognised trade or industry standard, all descriptions, specifications, drawings and particulars of weights and dimensions submitted by the Company or otherwise contained in the Company's catalogues, brochures, price lists, quotations and publicity materials are approximate only and the Company shall not be liable for their accuracy unless they are expressly incorporated into the contract in writing;
- (b) These terms represent the entire agreement between the Company and the purchaser relating to the goods and such terms supersede and the purchaser shall not place any reliance upon any statements, recommendations and advice whether oral or in writing given (whether before or after the acceptance by the Company of the purchaser's order) by the Company, its servants or agents as to any matter relating to the goods save where such statement, recommendations or advice is given in writing and signed by a director of the Company in response to a specific written request from the purchaser before or at the time of the Company's acceptance of the order.

## 3. PRICES

Prices quoted by the Company are those in effect at the date of quotation. Unless otherwise agreed in writing, the Company reserves the right to increase prices when it accepts the purchaser's order so as to reflect one or more of the following:

- (a) any variation that may have occurred in the costs of labour, materials, suppliers overheads and transport;
- (b) any change in duty, tax, surcharge or levy of any kind whatsoever affecting the sale price of the goods;
- (c) any cost to the Company resulting from delay by the purchaser in giving to the Company information sufficient to enable it to supply the goods or provide the services or resulting from any alteration made at the request of the purchaser in the specification of the goods or in the place to which they are to be delivered or shipped;
- (d) any extra cost to the Company resulting from the goods being carried at the request of the purchaser by mode of transport more expensive than the Company's normal form of transport.

## 4. PAYMENT

- (a) Unless otherwise agreed in writing, the price for the goods will be due and payable on the last business day of the month following delivery;
- (b) The Company shall be entitled to charge interest on any part of the price which is not paid in accordance with clause (a) at the rate per annum of 3% above the Base Rate of Lloyds Banking Group from time to time;
- (c) Time of payment is of the essence and if the purchaser defaults in punctual payment of the price the Company shall be entitled to terminate the contract and recover the goods at the purchaser's expense without prejudice to any further rights which the Company may have;
- (d) Any default in payment of an invoice or an instalment payment on an invoice on the due date shall render the entire balance outstanding on all invoices from the Company to the purchaser immediately payable in full without demand being made notwithstanding any contrary provisions as to terms of payment in any one or all invoices;
- (e) If the purchaser fails to give all instructions reasonably required by the Company and all necessary document, licences, consents and authorities for forwarding the goods or is unable to accept delivery of the goods at the time when the goods are due and ready for despatch or delivery or shall otherwise cause or request delay, the purchaser shall pay to the Company all costs and expenses, including storage and insurance charges incurred or arising from such delay during which, at the Company's absolute discretion if its storage facilities permit, the goods will be stored at the purchaser's sole risk. This provision shall be in addition to and not in substitution for any other payment or damages for which the purchaser may be liable in respect of his failure to take delivery at the appropriate date;
- (f) The purchaser shall not be entitled to make any deduction from the price of goods which have been delivered to the purchaser in respect of any set off or counterclaim unless both the validity and the amount thereof have been expressly admitted in writing by the Company and such admission is signed by a director of the Company;
- (g) In the absence of any specific appropriation by the purchaser, the Company shall have the right to appropriate any payment made by the purchaser towards the satisfaction of any invoice outstanding from time to time as the Company shall in its absolute discretion think fit.

## 5. DELIVERY

- (a) Any time or date stated for delivery is given and intended as an estimate only and the Company shall not be liable for any loss or damage whatsoever resulting from any delay in delivery howsoever arising;
- (b) Unless otherwise stated in writing delivery shall be deemed to take place upon the occurrence of the first in time of the following, namely:
  - i. the physical delivery of the goods to the purchaser at the Company's works;
  - ii. the physical delivery of the goods to the purchaser's carrier or agent for the purpose of transmission to the purchaser or his nominee;
  - iii. the physical delivery of the goods to the purchaser's place of business or such other place as he may direct by the Company, its carrier or agent, the purchaser being responsible for unloading;
- (c) Signature of the Company's delivery note by any employee, representative or agent of the purchaser shall be conclusive proof of delivery;
- (d) Where the contract provides for delivery by the Company, its carrier or agent:
  - i. any claims for non-delivery must be made in writing to the Company within three days of receipt of invoice or advice note whichever is the earlier;
  - ii. any claims in respect of goods damaged in transit or shortages in delivery must be made in writing to the Company within three days of delivery; shortages in delivery shall not give rise to a right to reject the goods delivered;
- (e) The Company shall be entitled to make partial deliveries or deliveries by instalments and all the provisions of these terms shall apply to such deliveries;

## 6. PROPERTY AND RISK

- (a) Risk in the goods shall pass to the purchaser at the time at which delivery takes place in accordance with clause 5 above and the purchaser shall be solely responsible for insuring the goods thereafter;
- (b) The Company shall retain ownership of and title in the goods delivered until full payment has been made in respect of all such goods. Until such time the goods shall be:

- i. stored separately from other goods in the possession of the purchaser;
  - ii. marked or otherwise rendered identifiable as being the property of the Company;
  - iii. held by the purchaser as bailee of the Company;
  - iv. held by the purchaser free from any charge, lien or other encumbrance;
- (c) Provided the Company has not requested their return and notwithstanding that payment in full has not been made for all of the goods delivered, the purchaser as principal and not as agent for the Company shall be entitled to use the goods or offer for sale and sell them in the ordinary course of his business;
  - (d) Where the purchaser sells the goods prior to paying for them in full:
    - i. the Company shall be legally and beneficially entitled to the proceeds of sale;
    - ii. the purchaser shall hold the proceeds of sale on trust for the Company and shall not mingle them with other monies and shall not pay them into an overdrawn bank account; he shall deposit the proceeds of sale in a separate bank account, the location and number of which he has previously notified to the Company, and he shall not be entitled to use or deal with the proceeds of sale until payment in full for the goods has been made to the Company;
  - (e) The Company shall have the right at any time by its servants or agents to enter the purchaser's premises where the goods are stored, or are thought the Company to be stored, so as to:
    - i. retake possession of the goods when the Company has requested their return and the purchaser has not immediately complied with the request, such retaking or return to be without prejudice to any other rights the Company may have arising therefrom;
    - ii. inspect the storage of the Company's goods which have not been paid for in full;
    - iii. investigate and ascertain whether all these terms are being complied with;

## 7. GUARANTEE AND LIABILITY

- (a) The Company guarantees all goods which have been manufactured by the Company against any defect of work or materials which can be proved to the Company's satisfaction to have been caused before delivery provided that:
  - i. the goods are used for their normal purpose,
  - ii. full details of any such defect are notified to the Company within thirty days of its first appearance and
  - iii. the goods in which the defect arises are returned at the purchaser's expense to the Company;
- (b) The guarantee shall be for a period of twelve years from the date of delivery for all product except pumps which are 3 years for Monsoon and 1 year for Showermate and products with any other finish that is not chrome, such as gold, which are guaranteed for 3 years. The liability of the Company shall be limited at its option either to supply replacement goods, which will be supplied subject to these terms, or refunding of the goods;
- (c) The Company gives no guarantee in respect of goods not manufactured by it but shall use all reasonable endeavours to procure for the purchaser or assign to the purchaser the benefit of any guarantee obtained by it from the manufacturer or supplier thereof; however the Company shall not be required to commence litigation against such manufacturer or supplier or to incur any expense in connection with any such claim by the purchaser;
- (d) The above guarantee is given in lieu of and to the exclusion of all other warranties, conditions, representations and undertakings express or implied by statute or otherwise in respect of the quality or fitness for purpose of the goods or as to their condition or performance or as to any other matter except where such warranty or condition is implied by statute and by reason of a statutory provision, cannot be excluded;
- (e) Save as provided herein and save in any case where death or personal injury has been caused by the Company's negligence or any case where the Company is liable for a defect in the goods pursuant to Part 1 of the Consumer Protection Act 1987 or any statutory replacement thereof, the Company shall be under no liability whatsoever to the purchaser for any loss or damage whether direct, indirect or consequential arising out of any defect in, failure of or unsuitability for any purpose of the goods or any part thereof whether the same be due to any act, omission, breach of contract, negligence or wilful default in design, workmanship or materials or any other cause.

## 8. INDEMNITY AS TO INDUSTRIAL PROPERTY RIGHTS

- (a) The purchaser shall indemnify the Company against all loss, damages, costs and expenses suffered or incurred by the Company or to which the Company may become liable as a result of any work carried out in accordance with the purchaser's specification(s) which involves infringement or alleged infringement of a patent, registered design or other industrial property right;
- (b) If the purchaser uses or sells the goods in such a manner as to infringe any such rights the company shall not be responsible for such infringement and the purchaser agrees to indemnify the Company from and against all liability arising therefrom.

## 9. TERMINATION

- The Company shall have the right forthwith to cancel the purchaser's order if any of the following events occur and subject to enforcement of the Company's rights to recover the goods and to receive payment of the price or damages, the contract shall be deemed to have terminated:
- (a) the purchaser commits any breach of its obligations to the Company;
  - (b) any distress or execution is levied upon any property of the purchaser;
  - (c) the purchaser makes or offers to make any arrangement or composition with creditors or commits any act of bankruptcy or insolvency;
  - (d) any resolution is passed or petition presented to wind up the purchaser;
  - (e) a receiver or administrator is appointed or any chargee takes possession of all or any part of the undertaking or assets of the purchaser;
  - (f) the purchaser stops payment or ceases or threatens to cease to carry on its business or to pay its debts as and when they fall due;
  - (g) any remittance for payment of the whole or any part of the purchase price of the goods is dishonoured by the purchaser's bankers.

## 10. ASSIGNMENT

The purchaser shall not assign or transfer or purport to assign or transfer any contract to which these terms apply to any other person without the Company's prior written consent. The Company reserves the right to subcontract the performance of the contract or any part of it.

## 11. FORCE MAJEURE

If the Company is prevented or delayed (directly or indirectly) from making delivery of the goods or any part thereof or from otherwise performing the contract or any part thereof by reason of war, embargo, riot, strike, lock-out, trade dispute, fire, breakdown of plant or machinery, inclement weather, interruption of transport, Government action, delay in delivery to the Company of any goods or materials, or by any cause whatsoever (whether or not of a like nature to the foregoing) outside its control, it shall be under no liability whatsoever to the purchaser and shall be entitled at its option either to cancel the contract or without any liability to extend the time or times for delivery by a period equivalent to that during which such delivery has been prevented.

## 12. PROPER LAW

The contract and these terms shall be governed by English law and the purchaser shall submit to the sole jurisdiction of the English Courts.

taps showering accessories water saving products



## OTHER CATALOGUES AVAILABLE



### CONSUMER CATALOGUE KITCHEN MIXERS

VADO's tap, showering and accessory collection, the perfect catalogue to give to consumers visiting bathroom showrooms.

An accomplished collection of VADO's design-led, quality kitchen mixers.

## EXPORT SPECIFICATIONS MANUAL

TAPS | SHOWERS | ACCESSORIES

2018

[WWW.VADO.COM](http://WWW.VADO.COM)

VADO  
Wedmore Road Cheddar Somerset England BS27 3EB  
tel +44 (0)1934 745160  
fax +44 (0)1934 745161  
[www.vado.com](http://www.vado.com)  
[export@vado.com](mailto:export@vado.com)

due to our policy of continual improvement, VADO reserve the right to change product specification. the colours indicated are an approximation of the actual finishes on VADO products. e&oe.  
©2018 VADO LIT-VADO/EXPO-SPEC18

