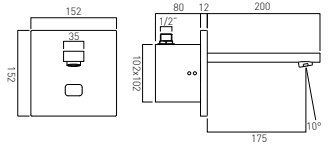



zoo  
infra-red basin mixer  
with rub clean aerator  
wall mounted  
with round back plate  
mains or battery operated  
takes standard AA batteries  
ceramic cartridge IR-109/ZOO-CONTROL  
minimum operating pressure 1.0 bar MP

chrome  
IR-109/ZOO-C/P  
**Eco** FR-100/5-PLA

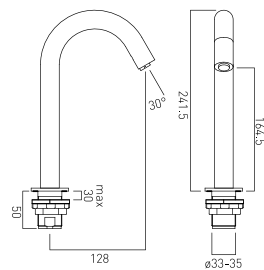
Stocked In  
Dubai



Notion  
infra-red basin tap  
wall mounted  
with rub clean aerator  
with square backplate  
mains or battery operated  
takes standard AA batteries  
central processing unit: IR-109/CONTROL  
minimum operating pressure 1.0 bar MP

chrome  
IR-109/NOT-C/P  
**Eco** FR-100/5-PLA

Stocked In  
UK / Dubai

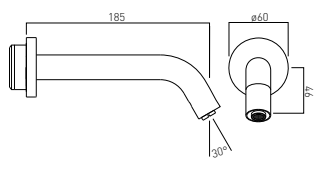


infra-red spout  
deck mounted  
mains or battery operated  
takes standard AA batteries  
minimum operating pressure 1.0 bar MP

chrome  
IR-DSPOUT-C/P

Stocked In  
UK / Dubai

**Eco** 4l/m flow regulator fitted as standard

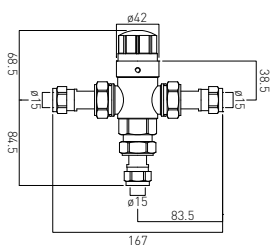


infra-red spout  
wall mounted  
with round shroud  
mains or battery operated  
takes standard AA batteries  
minimum operating pressure 1.0 bar MP

chrome  
IR-WSPOUT-C/P

Stocked In  
UK / Dubai

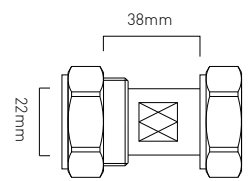
**Eco** 4l/m flow regulator fitted as standard



protherm in-line thermostatic valve  
TMV2 approved  
supplied with 15mm compression fittings  
22mm compression fittings available separately  
thermostatic ceramic cartridge  
minimum operating pressure 0.2 bar LP

nickel / white  
PRO-5001-N/P

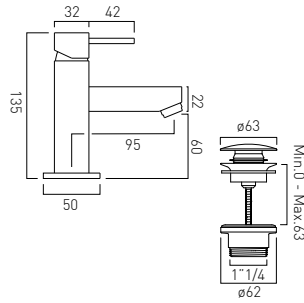
Stocked In  
UK / Dubai



22mm compression fittings  
for use with protherm in-line thermostatic valve

chrome  
PRO-5001/C-22MM

Stocked In  
UK / Dubai

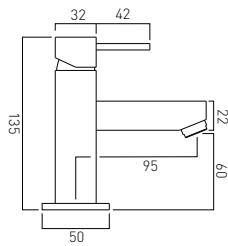


Té  
mini mono basin mixer  
single lever  
deck mounted  
smooth bodied  
with universal basin waste  
with water flow aerator  
ceramic cartridge CAR-K25A/TE  
2 x 1/2" x 400mm flexipipe connections  
deck mount drill hole diameter 35mm  
minimum operating pressure 0.5 bar LP

chrome  
TE-100M/CC-C/P

Stocked In  
UK

**FR-FLEXI/5-PLA**  
(2 are required)



Té  
mini mono basin mixer  
single lever  
deck mounted  
smooth bodied  
without universal basin waste  
with water flow aerator  
ceramic cartridge CAR-K25A/TE  
2 x 1/2" x 400mm flexipipe connections  
deck mount drill hole diameter 35mm  
minimum operating pressure 0.5 bar LP

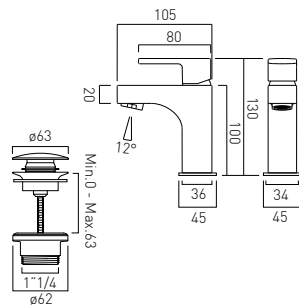
chrome  
TE-100M/SB-C/P

Stocked In  
UK

**FR-FLEXI/5-PLA**  
(2 are required)

US hoses  
TE-100M/SB/US-C/P

UK

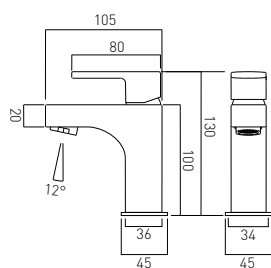


Life  
mini mono basin mixer  
single lever  
deck mounted  
smooth bodied  
with universal basin waste  
with water flow aerator  
ceramic cartridge LIF-100M-CAR  
2 x 1/2" x 400mm flexipipe connections  
deck mount drill hole diameter 35mm  
minimum operating pressure 0.5 bar LP

chrome  
LIF-100M/CC-C/P

Stocked In  
UK

**FR-100/5-B-PLA**

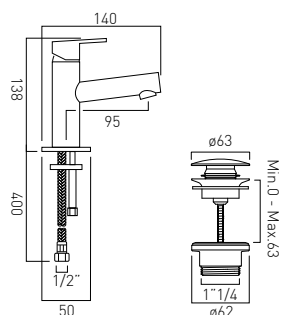


Life  
mini mono basin mixer  
single lever  
deck mounted  
smooth bodied  
without universal basin waste  
with water flow aerator  
ceramic cartridge LIF-100M-CAR  
2 x 1/2" x 400mm flexipipe connections  
deck mount drill hole diameter 35mm  
minimum operating pressure 0.5 bar LP

chrome  
LIF-100M/SB-C/P

Stocked In  
UK

**FR-100/5-B-PLA**

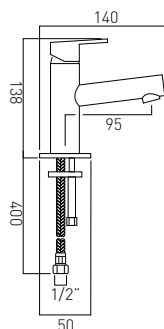


Sense  
mini mono basin mixer  
single lever  
deck mounted  
smooth bodied  
with universal basin waste  
with water flow aerator  
ceramic cartridge C-005-N25  
2 x 1/2" x 400mm flexipipe connections  
deck mount drill hole diameter 35mm  
minimum operating pressure 0.5 bar LP

chrome  
SEN-100M/CC-C/P

Stocked In  
UK

**Ebb** FR-FLEXI/5-PLA  
(2 are required)



Sense  
mini mono basin mixer  
single lever  
deck mounted  
smooth bodied  
without universal basin waste  
with water flow aerator  
ceramic cartridge C-005-N25  
2 x 1/2" x 400mm flexipipe connections  
deck mount drill hole diameter 35mm  
minimum operating pressure 0.5 bar LP

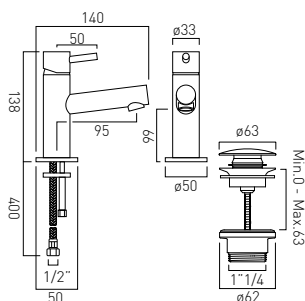
chrome  
SEN-100M/SB-C/P

Stocked In  
UK

**Ebb** FR-FLEXI/5-PLA  
(2 are required)

US hoses  
SEN-100M/SB/US-C/P

UK

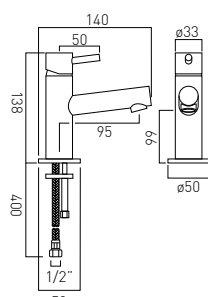


Zoo  
mini mono basin mixer  
single lever  
deck mounted  
smooth bodied  
with universal basin waste  
with water flow aerator  
ceramic cartridge C-005-N25  
2 x 1/2" nut x 400mm flexipipe connections  
deck mount drill hole diameter 35mm  
minimum operating pressure 0.5 bar LP

chrome  
ZOO-100M/CC-C/P

Stocked In  
UK

**Ebb** FR-FLEXI/5-PLA  
(2 are required)

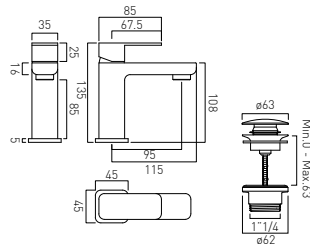


Zoo  
mini mono basin mixer  
single lever  
deck mounted  
smooth bodied  
without universal basin waste  
with water flow aerator  
ceramic cartridge C-005-N25  
2 x 1/2" nut x 400mm flexipipe connections  
deck mount drill hole diameter 35mm  
minimum operating pressure 0.5 bar LP

chrome  
ZOO-100M/SB-C/P

Stocked In  
UK

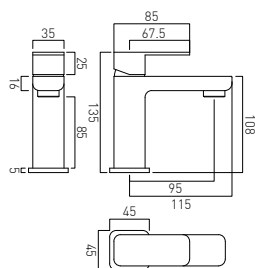
**Ebb** FR-FLEXI/5-PLA  
(2 are required)



Phase  
mini mono basin mixer  
single lever  
deck mounted  
smooth bodied  
with universal basin waste  
with water flow aerator  
ceramic cartridge C-001-N25  
2 x 1/2" x 400mm flexipipe connections  
deck mount drill hole diameter 35mm  
minimum operating pressure 0.5 bar LP

chrome Stocked In  
PHA-200M/CC-C/P UK

**ETB** 5 l/m flow regulator fitted as standard

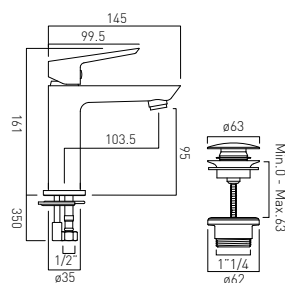


Phase  
mini mono basin mixer  
single lever  
deck mounted  
smooth bodied  
without universal basin waste  
with water flow aerator  
ceramic cartridge C-001-N25  
2 x 1/2" x 400mm flexipipe connections  
deck mount drill hole diameter 35mm  
minimum operating pressure 0.5 bar LP

chrome Stocked In  
PHA-200M/SB-C/P UK

US hoses  
PHA-200M/SB/US-C/P UK

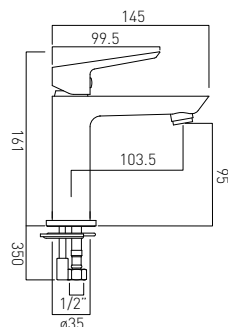
**ETB** 5 l/m flow regulator fitted as standard



Photon  
mini mono basin mixer  
single lever  
deck mounted  
smooth bodied  
with universal basin waste  
with water flow aerator  
ceramic cartridge C-005-N25  
2 x 1/2" x 400mm flexipipe connections  
deck mount drill hole diameter 35mm  
minimum operating pressure 0.5 bar LP

chrome Stocked In  
PHO-100M/CC-C/P UK

**ETB** 5 l/m flow regulator fitted as standard



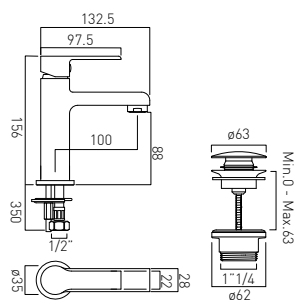
Photon  
mini mono basin mixer  
single lever  
deck mounted  
smooth bodied  
without universal basin waste  
with water flow aerator  
ceramic cartridge C-005-N25  
2 x 1/2" x 400mm flexipipe connections  
deck mount drill hole diameter 35mm  
minimum operating pressure 0.5 bar LP

chrome Stocked In  
PHO-100M/SB-C/P UK

US hoses  
PHO-100M/SB/US-C/P UK

**ETB** 5 l/m flow regulator fitted as standard



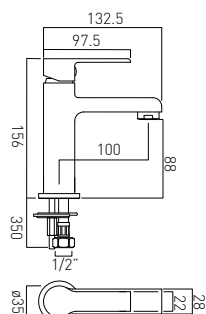


Ion  
mini mono basin mixer  
single lever  
deck mounted  
smooth bodied  
with universal basin waste  
with water flow aerator  
ceramic cartridge C-012-N25  
2 x 1/2" x 400mm flexipipe connections  
deck mount drill hole diameter 35mm  
minimum operating pressure 0.5 bar LP

chrome  
ION-100M/CC-C/P

Stocked In  
UK

5 l/m flow regulator fitted as standard

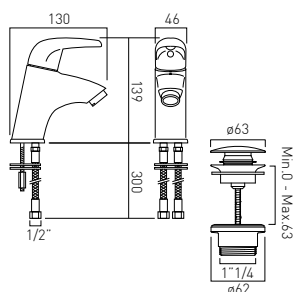


Ion  
mini mono basin mixer  
single lever  
deck mounted  
smooth bodied  
without universal basin waste  
with water flow aerator  
ceramic cartridge C-012-N25  
2 x 1/2" x 400mm flexipipe connections  
deck mount drill hole diameter 35mm  
minimum operating pressure 0.5 bar LP

chrome  
ION-100M/SB-C/P

Stocked In  
UK

5 l/m flow regulator fitted as standard

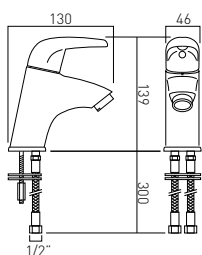


Magma  
mini mono basin mixer  
single lever  
deck mounted  
smooth bodied  
with universal basin waste  
with water flow aerator  
ceramic cartridge CAR-K35B  
2 x 1/2" nut x 400mm flexipipe connections  
deck mount drill hole diameter 35mm  
minimum operating pressure 0.2 bar LP

chrome  
MAG-100M/CC-C/P

Stocked In  
UK

FR-100/5-PLA

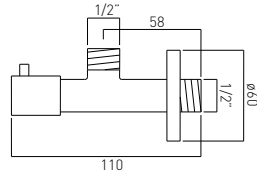


Magma  
mini mono basin mixer  
single lever  
deck mounted  
smooth bodied  
without universal basin waste  
with water flow aerator  
ceramic cartridge CAR-K35B  
2 x 1/2" nut x 400mm flexipipe connections  
deck mount drill hole diameter 35mm  
minimum operating pressure 0.2 bar LP

chrome  
MAG-100M/SB-C/P

Stocked In  
UK

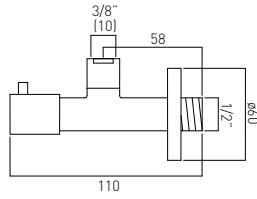
FR-100/5-PLA



contemporary 1/4 turn angle valve  
wall mounted  
with integrated filter  
ceramic cartridge  
1/2" inlet  
1/2" outlet

chrome  
PEX-230-C/P

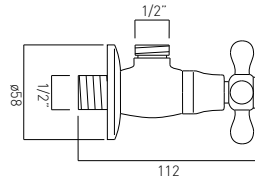
Stocked In  
UK / Dubai



contemporary 1/4 turn angle valve  
wall mounted  
with integrated filter  
ceramic cartridge  
1/2" inlet  
10mm compression outlet  
or 3/8" threaded male outlet

chrome  
PEX-221-C/P

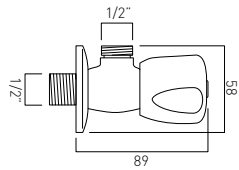
Stocked In  
UK / Dubai



angle valve  
wall mounted  
hot and cold indices supplied  
ceramic cartridge C-201-RTC  
1/2" male inlet  
1/2" male outlet  
minimum operating pressure 0.2 bar LP

chrome  
VIC-160/CD-C/P

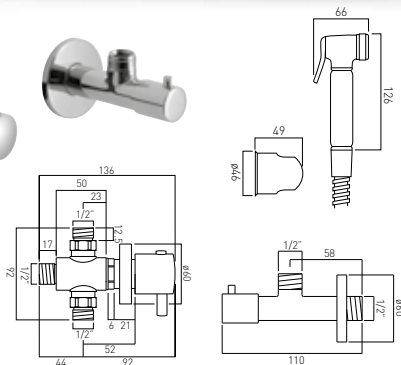
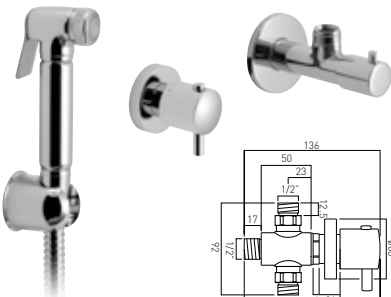
Stocked In  
UK / Dubai



angle valve 1/2" x 1/2"  
wall mounted  
supplied with hot and cold indices  
ceramic cartridge C-201-RTC  
1/2" male inlet  
1/2" male outlet  
minimum operating pressure 0.2 bar LP

chrome  
WAR-260/CD-C/P

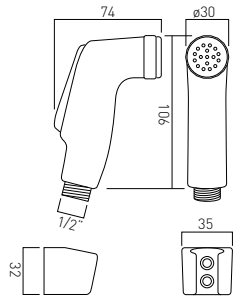
Stocked In  
Dubai



luxury shattaf kit  
with concealed thermostatic mixing valve  
and angle valve  
with 120cm hose and wall bracket  
wall mounted  
mixing valve thermostatic cartridge V-001D-PLA  
minimum operating pressure 1.0 bar MP

chrome  
XSH-SHATTAF/163-C/P  
**ebo** FR-SHOWER/6-C/P

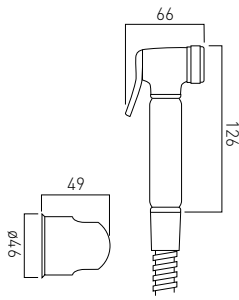
Stocked In  
UK



shattaf kit  
wall mounted  
finishes available:  
chrome (-C/P)  
black/chrome (-B/C)  
white/chrome (-W/C)  
minimum operating pressure 1.0 bar MP

chrome  
PEX-SHATTAF/ENG-C/P  
  
black / chrome  
PEX-SHATTAF/ENG-B/C  
  
white / chrome  
PEX-SHATTAF/ENG-W/C  
  
FR-SHOWER/9-C/P

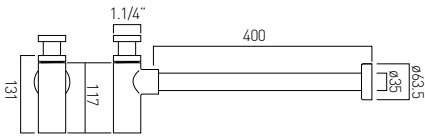
Stocked In  
UK / Dubai  
  
UK / Dubai  
  
UK / Dubai



luxury brass shattaf handset  
120cm hose and wall bracket  
wall mounted  
minimum operating pressure 1.0 bar MP

chrome  
XSH-LUXSHATTAF/SB-CP  
  
FR-SHOWER/6-C/P

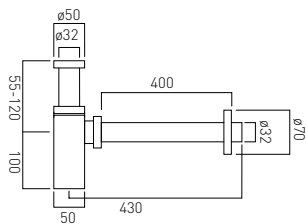

Stocked In  
UK / Dubai



contemporary round bottle trap  
35mm x 400mm pipe connections  
min-max vertical adjustment 60-140mm to outlet centre

chrome  
PEX-461/UK-1.1/4-C/P

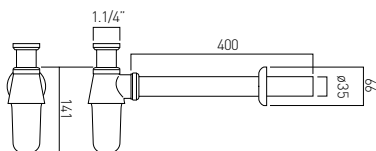
Stocked In  
UK



contemporary square bottle trap  
32mm x 400mm pipe connections  
min-max vertical adjustment 55-120mm to outlet centre

chrome  
PEX-461/SQ-1.1/4-C/P

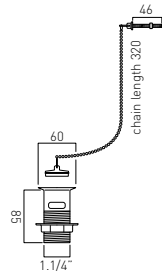
Stocked In  
UK / Dubai



bottle trap  
35mm x 400mm pipe connections  
min-max vertical adjustment 50-140mm to outlet centre

chrome  
PEX-460/UK-1.1/4-C/P

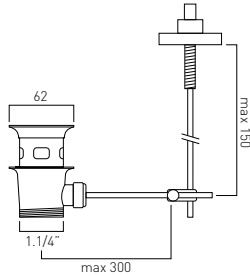
Stocked In  
UK



basin waste, metal plug and chain  
1.1/4" x 55mm threaded connections

chrome  
PEX-KITA-C/P

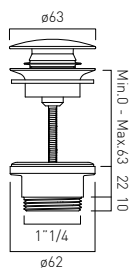
Stocked In  
UK / Dubai



vertical standalone basin pop-up waste  
1.1/4" x 14mm threaded connections

chrome  
ELE-PUW/V-C/P

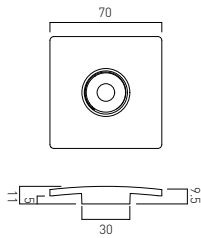
Stocked In  
UK



universal basin waste  
easily converts into a slotted or unslotted waste  
clac-clac or free-flow

chrome  
WG-395-C/P

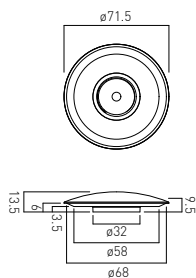
Stocked In  
UK / Dubai



square  
basin waste cover  
to suit WG-395-C/P

chrome  
WG-395-CAP/SQ-C/P

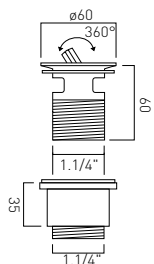
Stocked In  
UK



white ceramic  
basin waste cover  
to suit WG-395-C/P

ceramic  
WG-395-CAP/RO-WHT

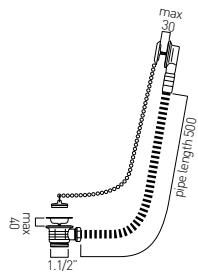
Stocked In  
UK



slotted captive basin waste  
flip top waste  
1.1/4" x 10mm threaded connections

chrome  
PEX-392-S-C/P

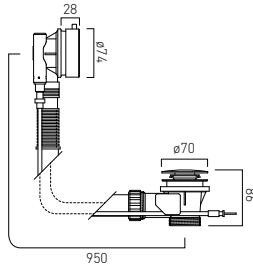
Stocked In  
UK



stowaway bath waste, metal plug and chain  
1.1/2" x 15mm threaded connections

chrome  
PEX-KITB-STOW-C/P

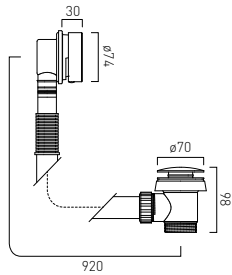
Stocked In  
UK / Dubai



pup-up bath waste and overflow  
1.1/2" x 10mm threaded outlet connection  
min-max overflow bath thickness 1mm-11mm

chrome  
WG-71552-C/P

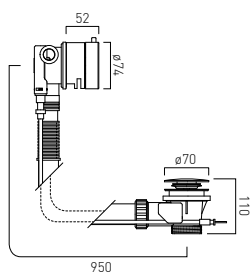
Stocked In  
UK / Dubai



push type bath waste and overflow  
1.1/2" x 10mm threaded outlet connection  
min-max overflow bath thickness 1mm-14mm

chrome  
WG-71389-C/P

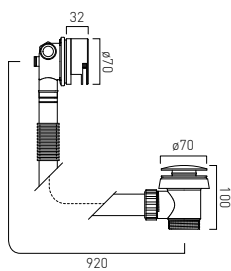
Stocked In  
UK / Dubai



pop-up bath filler waste and overflow  
2 x 1/2" inlets (one is blanked off)  
1.1/2" x 10mm threaded outlet connection  
min-max overflow bath thickness 1mm-11mm  
minimum operating pressure 1.0 bar MP

chrome  
WG-81552-C/P

Stocked In  
UK / Dubai

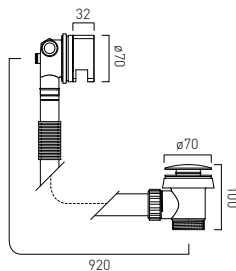


push type bath filler waste and overflow  
2 x 1/2" inlets (one is blanked off)  
1.1/2" x 10mm threaded outlet connection  
min-max overflow bath thickness 1mm-21mm  
minimum operating pressure 1.0 bar MP

chrome  
WG-81389-C/P

Stocked In  
UK / Dubai

NEW

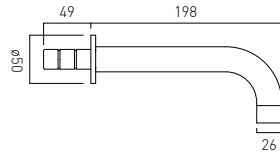


push type bath filler waste and overflow  
2 x 1/2" inlets (one is blanked off)  
1.1/2" x 10mm threaded outlet connection  
min-max overflow bath thickness 1mm-21mm  
minimum operating pressure 1.0 bar MP

chrome  
WG-81389/SQ-C/P

Stocked In  
UK / Dubai

NEW



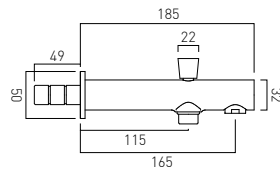
round bath spout  
wall mounted  
1/2" male inlet  
minimum operating pressure 0.2 bar LP

chrome  
V-140/RO

Stocked In  
UK / Dubai



NEW



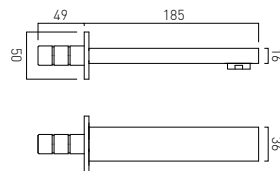

round bath spout with integrated diverter  
wall mounted  
1/2" male inlet  
1 x 1/2" shower outlet  
minimum operating pressure 1.0 bar MP

chrome  
V-140/RO/DIV

Stocked In  
UK / Dubai



NEW



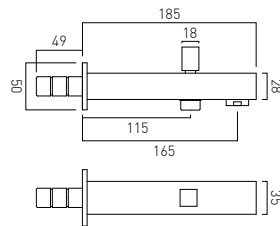

square bath spout  
wall mounted  
1/2" male inlet  
minimum operating pressure 0.2 bar LP

chrome  
V-140/SQ

Stocked In  
UK / Dubai



NEW

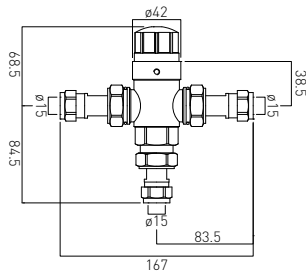


square bath spout with integrated diverter  
wall mounted  
1/2" male inlet  
1 x 1/2" shower outlet  
minimum operating pressure 1.0 bar MP

chrome  
V-140/SQ/DIV

Stocked In  
UK / Dubai

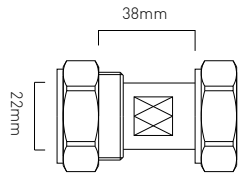




protherm in-line thermostatic valve  
 TMV2 approved  
 supplied with 15mm compression fittings  
 22mm compression fittings available separately  
 thermostatic ceramic cartridge  
 minimum operating pressure 0.2 bar LP

nickel / white  
 PRO-5001-N/P

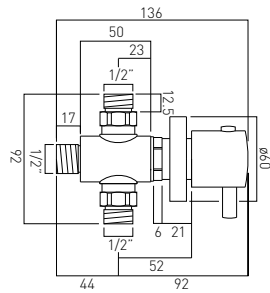
Stocked In  
 UK / Dubai



22mm compression fittings  
 for use with protherm in-line thermostatic valve

chrome  
 PRO-5001/C-22MM

Stocked In  
 UK / Dubai

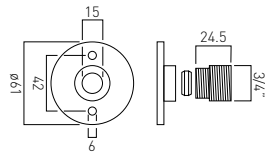



Celsius  
 concealed thermostatic mixing valve  
 wall mounted  
 thermostatic cartridge V-001D-PLA  
 minimum operating pressure 0.2 bar LP

note: this valve must be used in conjunction  
 with a stop valve

chrome  
 CEL-163-C/P

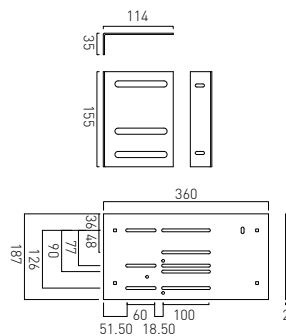

Stocked In  
 UK



pair of shower elbows with shrouds  
 wall mounted  
 15mm compression connection

chrome  
 WG-049BRACK+SHR-C/P

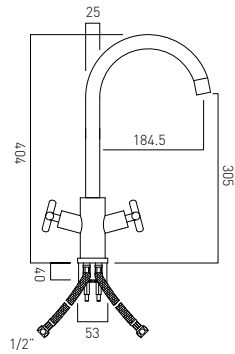
Stocked In  
 UK



concealed wall bracket  
 for mounting VADO thermostatic  
 shower valves in stud walls  
 min-max span 360-523  
 see page 175 for more information

nickel  
 WG-STUDFAST-C-S/S

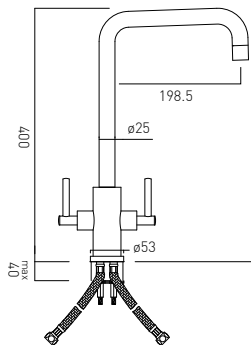
Stocked In  
 UK



Elements  
 mono sink mixer  
 deck mounted  
 with swivel spout  
 cold ceramic cartridge C-207-RTC  
 hot ceramic cartridge C-207-LTC  
 minimum operating pressure 0.2 bar LP

stainless steel  
 CUC-1063-S/S  
**etb** FR-100/5-PLA

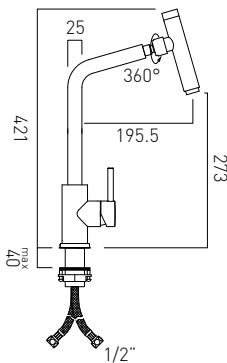
Stocked In  
 UK



Spirit  
 mono sink mixer  
 deck mounted  
 with swivel spout  
 cold ceramic cartridge C-207-RTC  
 hot ceramic cartridge C-207-LTC  
 minimum operating pressure 0.2 bar LP

stainless steel  
 CUC-1062-S/S  
**etb** FR-100/5-PLA

Stocked In  
 UK

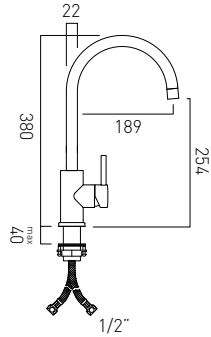


Accent  
 mono sink mixer  
 single lever  
 deck mounted  
 with swivel spout  
 and directional flow  
 ceramic cartridge C-008-A35  
 minimum operating pressure 1.0 bar MP

stainless steel  
 CUC-1010-S/S  
**etb** FR-100/5-PLA

Stocked In  
 UK

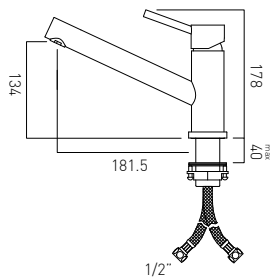




Bahr  
 mono sink mixer  
 single lever  
 deck mounted  
 with swivel spout  
 ceramic cartridge C-008-N35  
 minimum operating pressure 1.0 bar MP

stainless steel  
 CUC-1008-S/S  
 Ebb FR-100/5-PLA

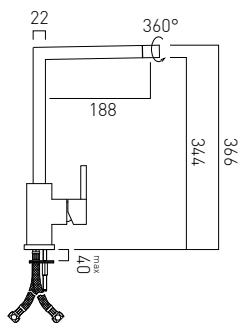

Stocked In  
 UK



Urban  
 mono sink mixer  
 single lever  
 deck mounted  
 with swivel spout  
 ceramic cartridge C-003-N35  
 minimum operating pressure 1.0 bar MP

stainless steel  
 CUC-1009-S/S  
 Ebb FR-100/5-PLA

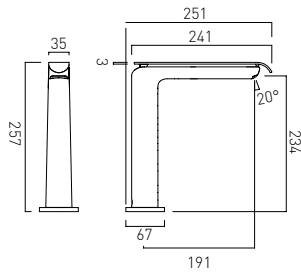
Stocked In  
 UK



Tetra  
 mono sink mixer  
 single lever  
 deck mounted  
 with swivel spout  
 and directional flow  
 ceramic cartridge C-008-A35  
 minimum operating pressure 1.0 bar MP

stainless steel  
 CUC-1011-S/S  
 Ebb FR-100/5-PLA

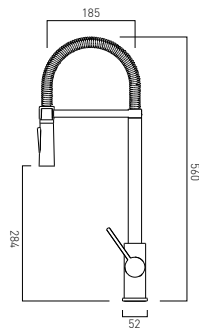
Stocked In  
 UK



Kovera  
mono sink mixer  
single lever  
deck mounted  
with swivel spout  
ceramic cartridge C-006-N25  
minimum operating pressure 0.2 bar LP

chrome  
KOV-150-C/P  
Stocked In  
UK

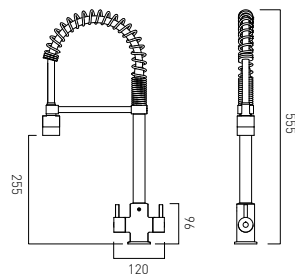
**ETB** 8 l/m flow regulator fitted as standard



Zoo Professional  
mono sink mixer  
single lever  
deck mounted  
with swivel spout  
with two function pull-out spout  
minimum operating pressure 1.0 bar MP

chrome  
CUC-3003-C/P  
Stocked In  
UK

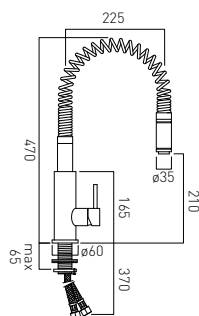
**ETB** FR-100/5-PLA



Vibe  
professional mono sink mixer  
deck mounted  
with swivel spout  
with pull-out spout  
cold ceramic cartridge C-502-RTC  
hot ceramic cartridge C-502-LTC  
deck mount drill hole diameter 35mm  
minimum operating pressure 1.0 bar MP

chrome  
CUC-1061-C/P  
Stocked In  
UK / Dubai

US hoses  
CUC-1061/US-C/P  
UK

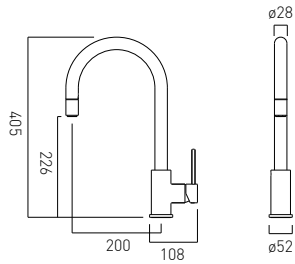


Eli  
mono sink mixer  
single lever  
deck mounted  
with swivel spout  
with pull-out spout  
ceramic cartridge CAR-K40A  
deck mount drill hole diameter 37mm  
minimum operating pressure 1.0 bar MP

chrome  
CUC-3001-C/P  
Stocked In  
UK / Dubai

US hoses  
CUC-3001/US-C/P  
UK

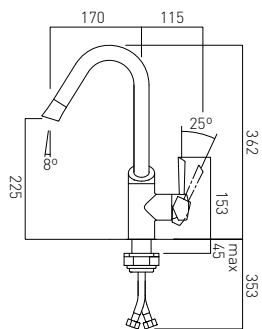
**ETB** FR-100/5-PLA



Zoo Curve  
mono sink mixer  
single lever  
deck mounted  
with swivel spout  
minimum operating pressure 1.0 bar MP

chrome  
CUC-3002-C/P  
**E&B** FR-100/5-PLA

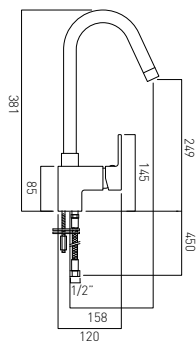
Stocked In  
UK



Kori  
mono sink mixer  
single lever  
deck mounted  
with swivel spout  
ceramic cartridge CAR-K40B  
deck mount drill hole diameter 34mm  
minimum operating pressure 0.2 bar LP

chrome  
CUC-1004-C/P  
US hoses  
CUC-1004/US-C/P  
**E&B** FR-100/5-PLA

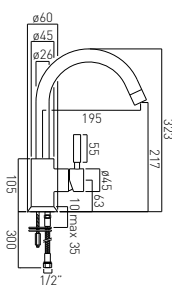
Stocked In  
UK / Dubai  
UK



Life  
mono sink mixer  
single lever  
deck mounted  
with swivel spout  
with water flow aerator  
ceramic cartridge CAR-K35A  
2 x 1/2" x 400mm flexipipe connections  
deck mount drill hole diameter 35mm  
minimum operating pressure 0.2 bar LP

chrome  
LIF-150S-C/P  
**E&B** FR-100/5-PLA

Stocked In  
UK / Dubai



HANDLE OPTIONS

-  **Chrome**
-  **Portoro**
-  **Bardiglio**
-  **Botticino**
-  **Carrara**

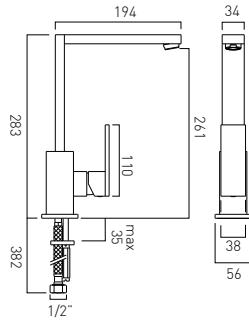
Origins  
mono sink mixer  
single lever  
deck mounted  
with swivel spout  
with water flow straightener  
with water flow aerator  
ceramic cartridge CAR-K35B  
2 x 1/2" nut x 400mm flexipipe connections  
deck mount drill hole diameter 33mm  
minimum operating pressure 0.2 bar LP

chrome handle supplied as standard  
stone handles may be purchased separately

chrome  
ORI-150S-C/P\*  
US hoses  
ORI-150/US-C/P\*  
**E&B** FR-100/5-PLA  
ORI-1-PORTORO  
ORI-1-BARDIGLIO  
ORI-1-BOTTICINO  
ORI-1-CARRARA

Stocked In  
UK / Dubai  
UK  
UK  
UK  
UK  
UK

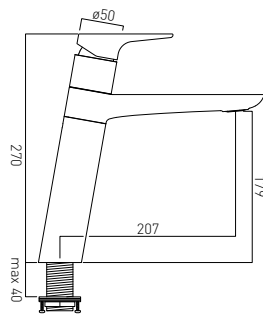
\* only available with Origins chrome or stone handles



Notion  
mono sink mixer  
single lever  
deck mounted  
spout can swivel or be fixed  
ceramic cartridge CAR-K28A  
deck mount drill hole diameter 34mm  
minimum operating pressure 1.0 bar MP

chrome  
NOT-150S-C/P  
**Eto** FR-100/5-PLA

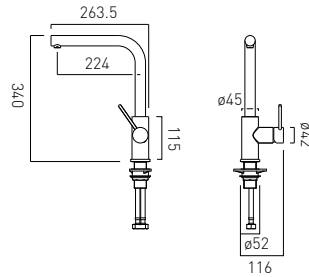
Stocked In  
UK



Ascent  
mono sink mixer  
single lever  
deck mounted  
with swivel spout  
with directional aerator  
ceramic cartridge CAR-K35A  
minimum operating pressure 0.2 bar LP

chrome  
ASC-150-C/P  
US hoses  
ASC-150/US-C/P  
**Eto** FR-100/5-B-PLA

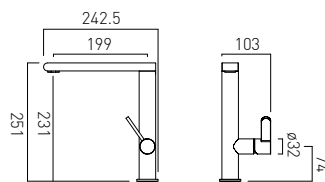
Stocked In  
UK / Dubai  
UK



Camber  
mono sink mixer  
single lever  
deck mounted  
with swivel spout  
minimum operating pressure 1.0 bar MP

chrome  
CUC-1007-C/P  
**Eto** FR-100/5-PLA

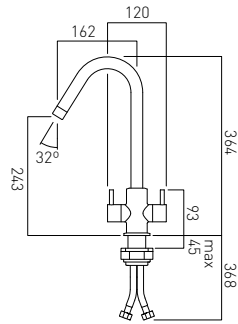
Stocked In  
UK



Ion  
mono sink mixer  
single lever  
deck mounted  
with swivel spout  
minimum operating pressure 1.0 bar MP

chrome  
CUC-1006-C/P  
**Eto** FR-100/5-PLA

Stocked In  
UK



Sky  
mono sink mixer  
deck mounted  
with swivel spout  
cold ceramic cartridge C-502-RTC  
hot ceramic cartridge C-502-LTC  
deck mount drill hole diameter 32mm  
minimum operating pressure 0.2 bar LP

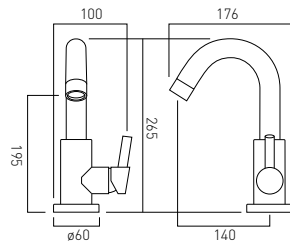
chrome  
CUC-1060-C/P

Stocked In  
UK / Dubai

US hoses  
CUC-1060/US-C/P

UK

FR-100/5-PLA

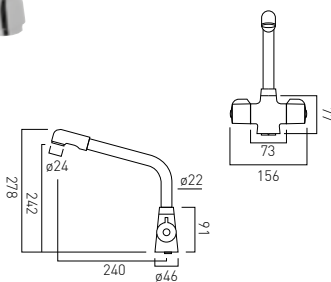


Elements Air  
mono sink mixer  
single lever  
deck mounted  
with swivel spout  
with water flow aerator  
ceramic cartridge CAR-K35B  
2 x 1/2" nut x 400mm flexipipe connections  
deck mount drill hole diameter 32mm  
minimum operating pressure 1.0 bar MP

chrome  
ELA-150S-C/P

Stocked In  
UK / Dubai

FR-100/5-PLA

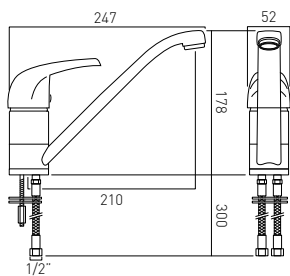


Base  
mono sink mixer  
deck mounted  
with swivel spout  
cold ceramic cartridge C-201-RTC  
hot ceramic cartridge C-201-LTC  
2 x 1/2" nut x 400mm flexipipe connections  
minimum operating pressure 0.2 bar LP

chrome  
CUC-1050-C/P

Stocked In  
UK

FR-100/5-PLA



Magma  
mono sink mixer  
single lever  
deck mounted  
with swivel spout  
with water flow straightener  
with water flow aerator  
ceramic cartridge CAR-K40A  
2 x 1/2" nut x 400mm flexipipe connections  
deck mount drill hole diameter 32mm  
minimum operating pressure 0.2 bar LP

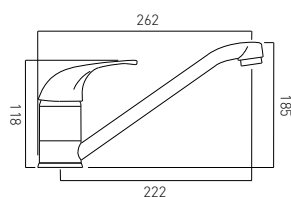
chrome  
MAG-150-C/P

Stocked In  
UK

US hoses  
MAG-150/US-C/P

UK

FR-100/5-PLA

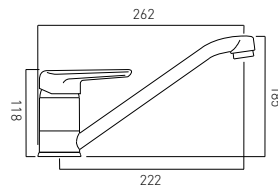


Matrix  
mono sink mixer  
single lever  
deck mounted  
with swivel spout  
with water flow aerator  
ceramic cartridge CAR-K40A/MAT  
2 x 1/2" nut x 400mm flexipipe connections  
deck mount drill hole diameter 34mm  
minimum operating pressure 0.2 bar LP

chrome  
MAT-150-C/P

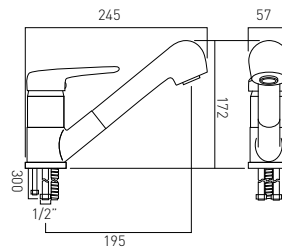
Stocked In  
UK / Dubai

FR-100/5-PLA



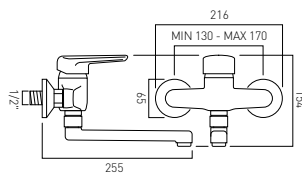
mono sink mixer  
single lever  
deck mounted  
with swivel spout  
with water flow aerator  
with water flow straightener  
ceramic cartridge CAR-K40A  
2 x 1/2" nut x 300mm flexipipe connections  
deck mount drill hole diameter 35mm  
minimum operating pressure 0.2 bar LP

chrome  
CHE-150-C/P  
Stocked In  
UK / Dubai  
  
US hoses  
CHE-150/US-C/P  
UK  
  
Eto FR-100/5-PLA



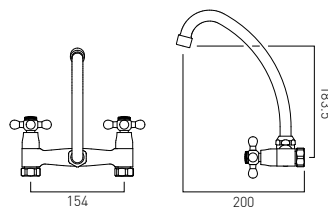
mono sink mixer  
single lever  
deck mounted  
with swivel spout  
with pull out hand spray  
with shower spray type head aerator  
ceramic cartridge CAR-K40A  
2 x 1/2" nut x 300mm flexipipe connections  
deck mount drill hole diameter 38mm  
minimum operating pressure 1.0 bar MP

chrome  
CHE-152-C/P  
Stocked In  
UK / Dubai  
  
Eto FR-FLEXI/5-PLA  
(2 are required)  
  
US hoses  
CHE-152/US-C/P  
UK



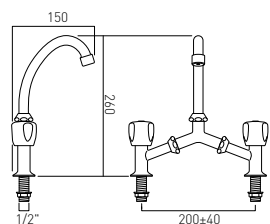
exposed sink mixer  
single lever  
wall mounted  
with swivel spout  
ceramic cartridge CAR-K40A  
3/4" x 1/2" x 40mm eccentrics  
aerator and flow straightener supplied  
minimum operating pressure 1.0 bar MP

chrome  
CHE-154-C/P  
Stocked In  
Dubai  
  
Eto FR-100/5-PLA



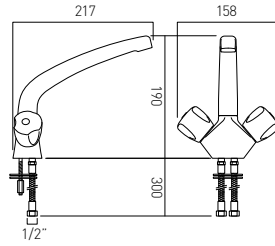
2 hole sink mixer  
wall mounted  
with swivel spout  
cold ceramic cartridge C-201-RTC  
hot ceramic cartridge C-201-LTC  
1/2" x 3/4" x 40mm eccentrics  
minimum operating pressure 0.2 bar LP

chrome  
VIC-154G/CD-C/P  
Stocked In  
UK / Dubai  
  
Eto FR-SHOWER/9-C/P



adjustable bridge mixer  
deck mounted  
with swivel spout  
with water flow straightener  
cold ceramic cartridge C-201-RTC  
hot ceramic cartridge C-201-LTC  
1/2" x 40mm threaded tail connections  
deck mount drill hole diameter 22mm  
minimum operating pressure 0.2 bar LP

chrome  
WAR-207/CD-C/P  
Stocked In  
UK / Dubai  
  
Eto FR-106/4-PLA  
(2 are required)

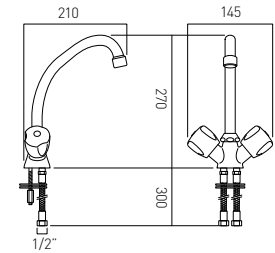


mono sink mixer  
deck mounted  
with swivel spout  
with water flow straightener  
cold ceramic cartridge C-201-RTC  
hot ceramic cartridge C-201-LTC  
2 x 1/2" nut x 300mm flexipipe connections  
deck mount drill hole diameter 33mm  
minimum operating pressure 0.2 bar LP

chrome  
WAR-250/CD-C/P

Stocked In  
Dubai

FR-FLEXI/5-PLA  
(2 are required)

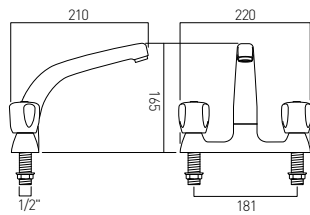


mono sink mixer  
deck mounted  
with swivel spout  
with water flow straightener  
cold ceramic cartridge C-201-RTC  
hot ceramic cartridge C-201-LTC  
2 x 1/2" nut x 300mm flexipipe connections  
deck mount drill hole diameter 35mm  
minimum operating pressure 0.2 bar LP

chrome  
WAR-251/CD-C/P

Stocked In  
Dubai

FR-FLEXI/5-PLA  
(2 are required)

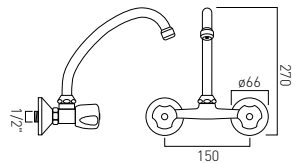


2 hole sink mixer  
deck mounted  
with swivel spout  
with water flow straightener  
cold ceramic cartridge C-201-RTC  
hot ceramic cartridge C-201-LTC  
1/2" x 50mm threaded tail connections  
deck mount drill hole diameter 22mm  
minimum operating pressure 0.2 bar LP

chrome  
WAR-253/CD-C/P

Stocked In  
Dubai

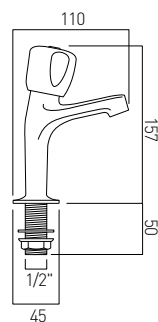
FR-106/4-PLA  
(2 are required)



2 hole sink mixer  
wall mounted  
with swivel spout  
cold ceramic cartridge C-201-RTC  
hot ceramic cartridge C-201-LTC  
1/2" x 3/4" x 40mm eccentrics  
minimum operating pressure 0.2 bar LP

chrome  
WAR-254G/CD-C/P

Stocked In  
UK / Dubai



high neck sink pillar taps  
deck mounted  
with water flow straightener  
cold ceramic cartridge C-201-RTC  
hot ceramic cartridge C-201-LTC  
1/2" x 50mm threaded connections  
deck mount drill hole diameter 22mm  
minimum operating pressure 0.2 bar LP

chrome  
WAR-256/CD-C/P

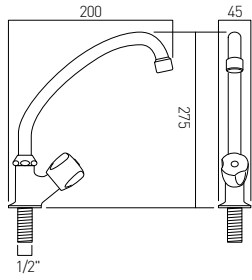
Stocked In  
UK

FR-106/4-PLA  
(2 are required)

WAR-256/CD/CL-C/P  
cold only basin pillar

UK

FR-106/4-PLA

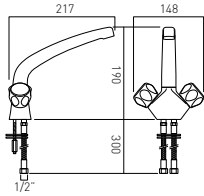


sink pillar cock  
deck mounted  
with swivel spout  
supplied with hot and cold indices  
cold ceramic cartridge AST-VALVE/CD/CL-1/2  
hot ceramic cartridge AST-VALVE/CD/HT-1/2  
1/2" inlet  
minimum operating pressure 0.2 bar LP

chrome  
WAR-256C/CD-C/P

Stocked In  
UK / Dubai

**ETB** FR-106/4-PLA



**HANDLE  
OPTIONS**



**Contract**  
AST-1



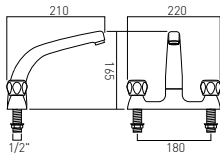
**Lever**  
AST-3

Astra  
mono sink mixer  
deck mounted  
with swivel spout  
with water flow straightener  
cold ceramic cartridge C-201-RTC  
hot ceramic cartridge C-201-LTC  
2 x 1/2" nut x 400mm flexipipe connections  
deck mount drill hole diameter 35mm  
minimum operating pressure 0.2 bar LP

chrome  
ceramic cartridge  
AST-150/CD-C/P  
AST-350-C/P

Stocked In  
UK  
UK

**ETB** FR-FLEXI/5-PLA  
(2 are required)



**HANDLE  
OPTIONS**



**Contract**  
AST-1



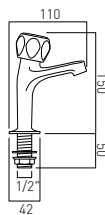
**Lever**  
AST-3

Astra  
2 hole sink mixer  
deck mounted  
with swivel spout  
with water flow straightener  
cold ceramic cartridge C-201-RTC  
hot ceramic cartridge C-201-LTC  
1/2" x 50mm threaded tail connections  
deck mount drill hole diameter 22mm  
minimum operating pressure 0.2 bar LP

chrome  
ceramic cartridge  
AST-153/CD-C/P  
AST-353-C/P

Stocked In  
UK  
UK

**ETB** FR-FLEXI/5-PLA  
(2 are required)



**HANDLE  
OPTIONS**



**Contract**  
AST-1



**Lever**  
AST-3

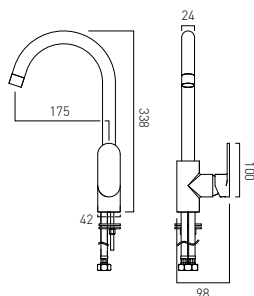
Astra  
high neck sink pillar taps  
deck mounted  
with water flow straightener  
cold ceramic cartridge C-201-RTC  
hot ceramic cartridge C-201-LTC  
1/2" x 50mm threaded connections  
deck mount drill hole diameter 22mm  
minimum operating pressure 0.2 bar LP

chrome  
ceramic cartridge  
AST-156/CD-C/P  
AST-356-C/P

Stocked In  
UK  
UK

**ETB** FR-106/4-PLA  
(2 are required)

**NEW**



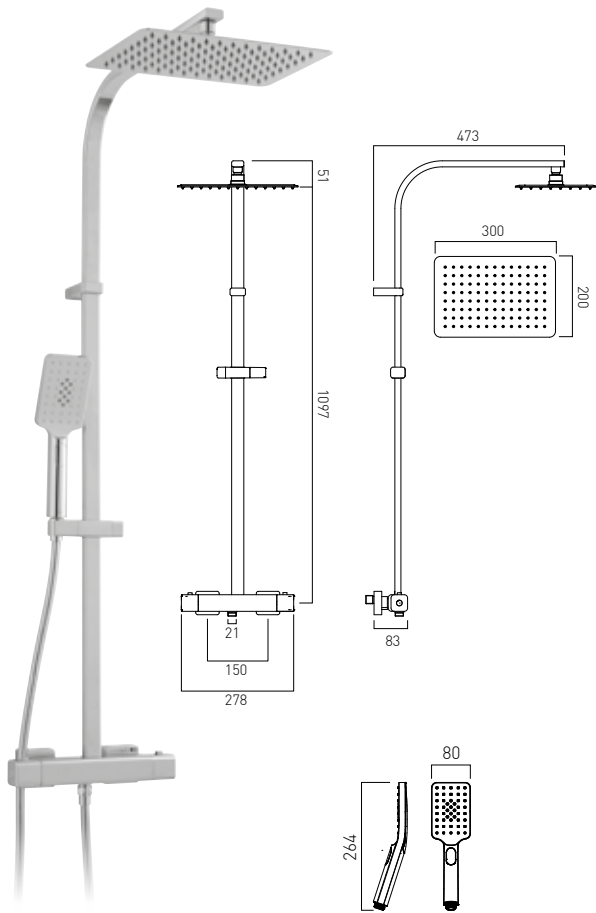
mono kitchen mixer  
single lever  
deck mounted  
ceramic cartridge C-003-N35  
2 x 1/2" nut x 550mm flexipipe connections  
deck mount drill hole diameter 35mm  
minimum operating pressure 0.2 bar LP

chrome  
MET-150

Stocked In  
UK / Dubai







Phase

- square thermostatic shower valve with integrated diverter and rigid riser
- aquablade 300mm x 200mm rectangular shower head
- nebula square 3 function shower handset

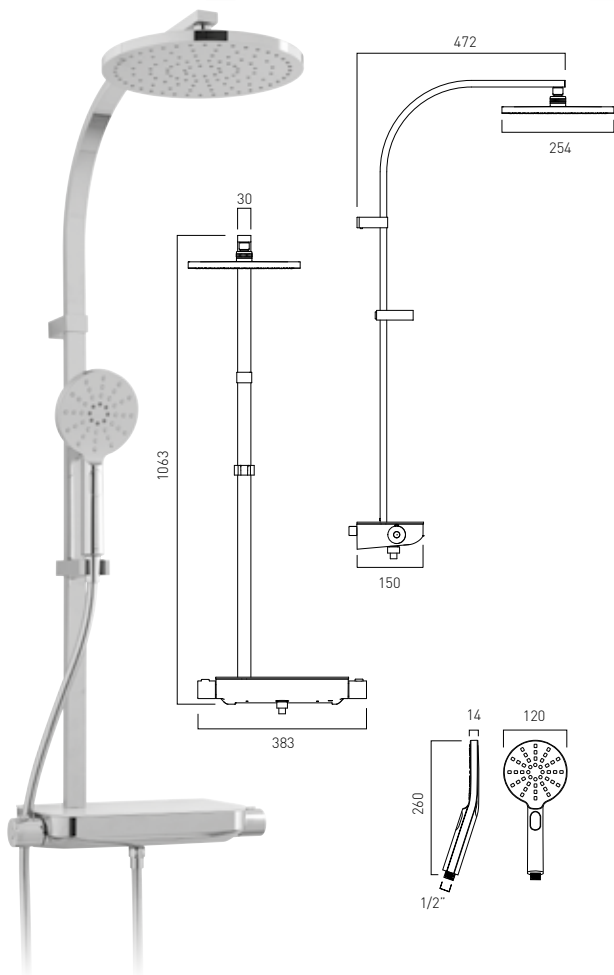
minimum operating pressure 1.0 bar MP

chrome  
PHA-149/RRK-C/P

Stocked In  
UK

**Eto** FR-SHOWER/9-C/P  
(handset)

**Eto** FR-FLEXI/9-PLA  
(fixed head)



Strata

- thermostatic shower valve with integrated diverter and rigid riser
- glass topped valve doubles as a shelf
- saturn 254mm (10") round shower head
- nebula round 3 function shower handset

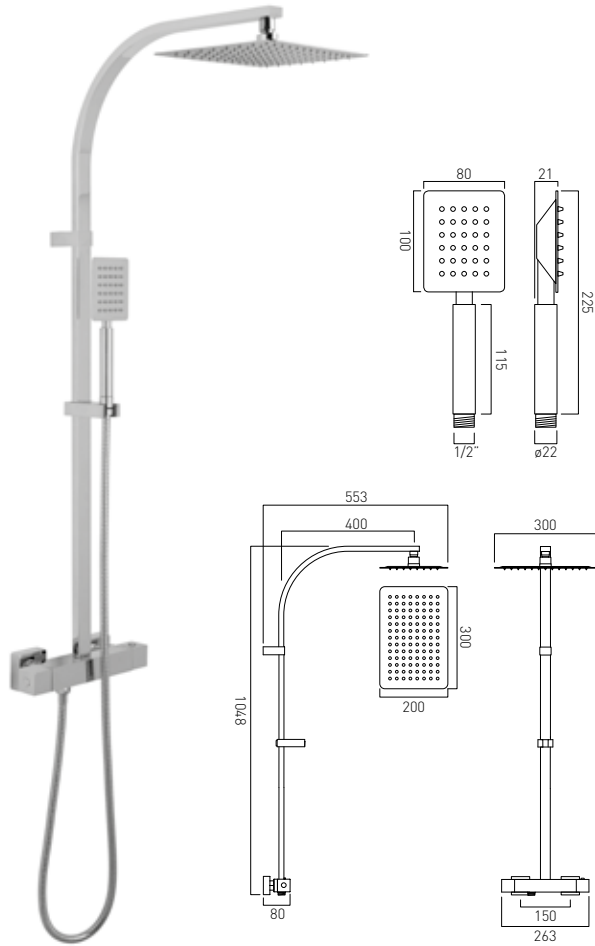
minimum operating pressure 1.0 bar MP

chrome  
STRA-149/RRK-W/C

Stocked In  
UK

**Eto** FR-SHOWER/9-C/P  
(2 are required)





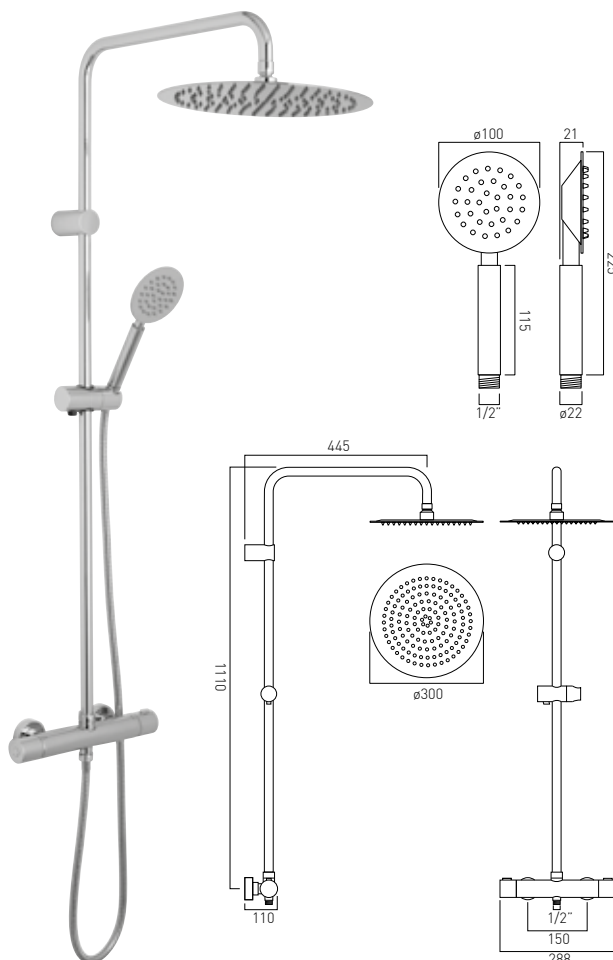
- Velo Aquablade
- square thermostatic shower valve with integrated diverter and rigid riser
  - aquablade 300mm x 200mm rectangular shower head
  - aquablade square single function shower handset

flow cartridge VEL-002A-C/P  
 thermostatic cartridge V-001C-PLA  
 minimum operating pressure 1.5 bar MP

chrome  
 VEL-149/RRKSQ/AQB-CP  
 Stocked In UK

9l/m flow regulator fitted as standard (handset)

FR-FLEXI/9-PLA (fixed head)



- Velo Aquablade
- round thermostatic shower valve with integrated diverter and rigid riser
  - aquablade 300mm (12") round shower head
  - aquablade round single function shower handset

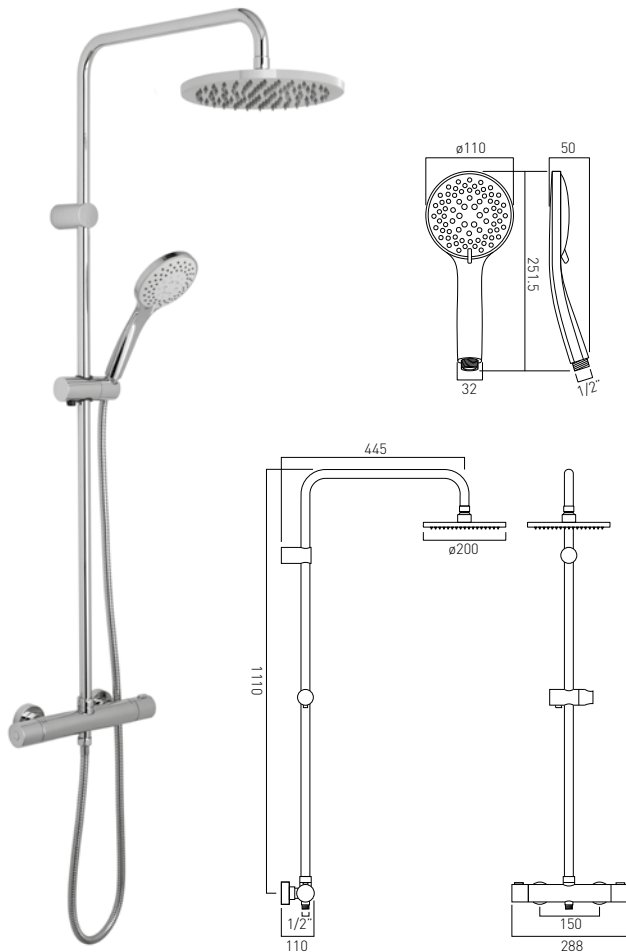
flow cartridge VEL-002A-C/P  
 thermostatic cartridge V-001C-PLA  
 minimum operating pressure 1.5 bar MP

chrome  
 VEL-149/RRKRO/AQB-CP  
 Stocked In UK

9l/m flow regulator fitted as standard (handset)

FR-FLEXI/9-PLA (fixed head)

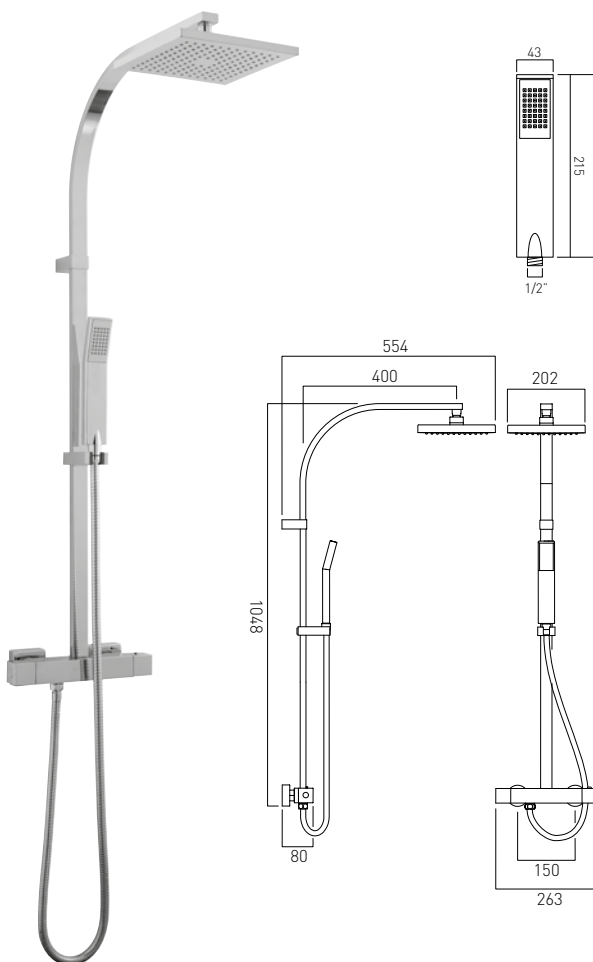




- Velo Atmosphere
- round thermostatic shower valve with integrated diverter and rigid riser
  - atmosphere 200mm (8") round shower head
  - atmosphere 5 function shower handset

ceramic cartridge V-001B-PLA  
 flow cartridge VEL-002A-C/P  
 minimum operating pressure 1.5 bar MP

chrome	Stocked In
VEL-149/RRKRO/ATM-CP	UK
VEL-149RKDV/ST/MF-CP*	UK
FR-SHOWER/9-C/P (handset)	
FR-FLEXI/5-PLA (fixed head)	



- Velo
- square thermostatic shower valve with integrated diverter
  - rigid riser with single function shower head and shower handset
  - 200mm square shower head

flow cartridge VEL-002A-C/P  
 thermostatic cartridge V-001A-PLA  
 minimum operating pressure 1.5 bar MP

chrome	Stocked In
VEL-149/RRKSQ/DIV-CP	UK / Dubai
FR-SHOWER/9-C/P (2 are required)	







# | Tablet



**Compact in form and unique in operation**, Tablet embraces the latest innovations in maximising water flow performance to ensure a fully immersive showering experience.

To view the entire range visit [vado.com/tablet](http://vado.com/tablet)

**all-flow** All 2 and 3 outlet models feature an exclusive 'all-flow' function that delivers water to either outlet independently or all outlets simultaneously.

High flow internal waterways ensure an outstanding performance even at low pressure.

## exceptional functionality

- luxurious soft-turn handles
- exceptional safety from temperature fluctuations, including maximum pre-set temperature and automatic shut-off
- excellent flow rates, even at low pressure
- 'all-flow' function
- limescale resistant

## simple to fit

- flat backplate body allows for a solid, secure mount
- handles have multiple fitting positions to allow perfect alignment of the handle and shroud
- 25mm depth tolerance (min 75mm max 100mm)
- mortar guard with min/max depth tolerance markings to aid installation and tiling
- Tablet can fit in a 63mm stud wall when using a Studfast bracket
- screw-on shrouds and slide-on plates ensure a rapid and simple second fix
- easy-access isolation points
- the plate size allows for a 10mm tile cutting tolerance

### 1 FLOW CONTROL


Independently controls the flow of water for up to two outlets and can be operated simultaneously using 'all-flow' functionality.

### 2 TEMPERATURE CONTROL

To ensure the safety and protection of all users, VADO's leading polymer thermostatic cartridge technology allows for temperature stabilisation to prevent scalding from sudden pressure fluctuations and cold-water isolation.

### 3 FLOW CONTROL

Controls the flow of water to one outlet.



Actual Size



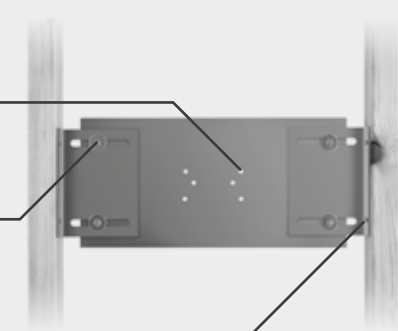
# Studfast Concealed Shower Valve Mounting Bracket

Studfast is an easy, strong and secure method of mounting VADO thermostatic shower valves into stud walls to create a firm and trouble-free installation.

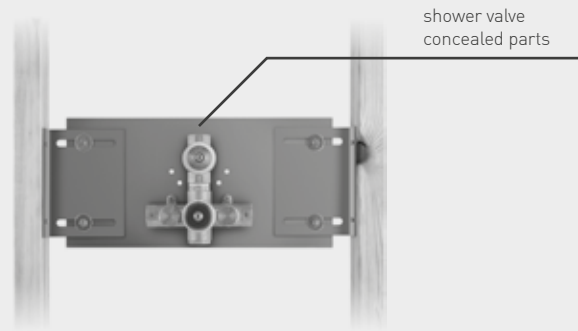
fixing holes to suit VADO concealed thermostatic shower valves

adjustable for variations in stud walling (360mm-523mm)


adjustable front to back 10mm to ensure accurate positioning

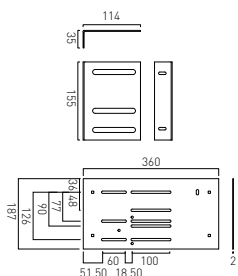



shower valve concealed parts



The VADO concealed thermostatic shower valve body bolts onto the studfast bracket creating a firm installation.

Look for the  logo which denotes the shower valves suitable for use with the studfast bracket.



concealed wall bracket for mounting VADO thermostatic shower valves in stud walls min-max span 360-523

nickel  
WG-STUDFAST-C-S/S

Stocked In  
UK

## shower valve depth calculator

This guide shows how to calculate the depth that your VADO shower valve should be set in the wall to create optimum performance and appearance.

**STEP 1**  
Identify the optimum installation depth (X)

Please look up optimum depth for your chosen shower valve in the following pages, or you can access the same information on our website at [www.vado.com](http://www.vado.com).

This is represented as X in fig. 1

**STEP 2**  
Calculate the thickness of the finished tile wall (T)

This is the total thickness of your tile plus adhesive plus plasterboard or ply cladding.

This is shown as T in fig.2

Calculation:  
 $T = A$  (tile thickness) + B (adhesive thickness, usually 3-5mm) + C (plasterboard or ply cladding thickness)

Example:  
If working with a 10mm thick tile, 5mm layer of adhesive, 15mm thick plasterboard.  
 $T = 10\text{mm} + 5\text{mm} + 15\text{mm} = 30\text{mm}$ .  
T value is therefore 30mm.

**STEP 3**  
Calculate the depth that you need to fit your valve (D)

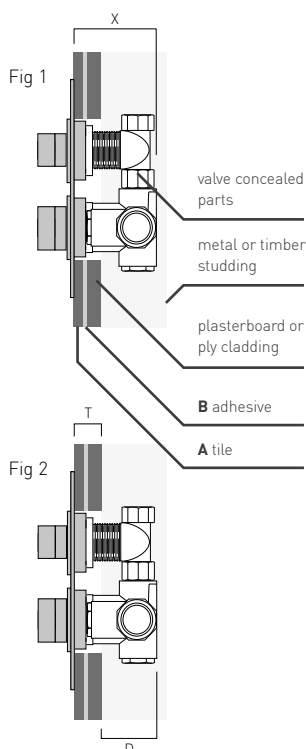
This depth is the total distance from the front face of the studwall to the back of the shower valve (or front face of your VADO WG-STUDFAST bracket if you are using the VADO studfast bracket for easier installation).

This is shown as D in fig 2

Calculation:  $X - T = D$

Example:  
If fitting a NOT-148D-C/P the optimum depth (X) is 82mm.  
In step 2, T was identified as 30mm.

D is calculated as:  
 $82\text{mm} - 30\text{mm} = 52\text{mm}$ .  
Therefore you install the valve at a distance of 52mm from the front face of your timber or metal stud wall to the back of the shower valve (or front face of your studfast bracket).



# New DX Valve



Introducing the DX Valve; VADO's next generation of concealed thermostatic valves.

Boasting **precision control and exceptional safety**, the DX Valve is available in nine styles and compatible with all VADO collections.



The DX valve is truly the fitter's friend – designed to make installation quick and easy.

**To view the entire range visit [vado.com/dxvalve](http://vado.com/dxvalve)**

Compact backplate for easy installation and a sleek and stylish finish



## exceptional functionality

- unique, button-less temperature 38°C stop
- exceptional control
- regulates temperature fluctuations
- limescale resistant for easy cleaning
- soft-turn ergonomic handles for precision control
- bath fill with combi boiler
- operate 2 outlets simultaneously using a 3 handle DX valve

## simple to fit

- flat back valve allows for a solid, secure mount
- flat plates, for an easy silicone seal
- push-fit shrouds, with angular adjustment for pitched walls
- easy-access isolation points for maintenance
- 25mm depth tolerance (min 70 max 95), to fit a 63mm stud wall
- tile-to mortar guard included with markings to aid installation
- bleed valve included to assist flushing system while protecting the cartridge
- 3/4" to 1/2" pipework adaptors included



## New Tile & Mortar Guard

Mortar guard is supplied with all concealed 2 and 3 handle thermostatic shower valves.



Square tile-to mortar guard is complete with minimum/maximum depth tolerance markings to aid installation and tiling

## Thermostatic & Cartridge Technology

To ensure the safety and protection of all users, we have worked in conjunction with the market leader in thermostatic technology and have established a polymer based cartridge that is highly resistant to limescale deposits.

VADO's leading polymer thermostatic cartridge technology allows for temperature stabilisation to prevent scalding from sudden pressure fluctuations and cold-water isolation.



New high-flow, soft-turn diverter has been developed to increase flow by over 25%.\*

### Bleed Valve

See page 178 for more information

To remove unwanted residue and improve product durability, it is strongly recommended that you flush your showering system upon installation using the bleed valve supplied.

\* diverter cartridge is used in all 148/2 and 148/3 valves



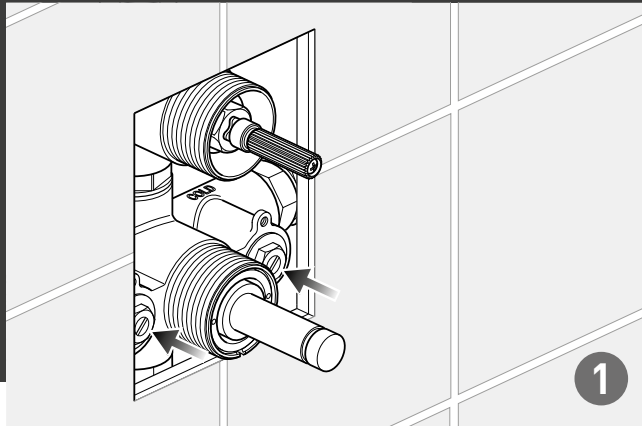
Ergonomic dials feature a unique, button-less 38° temperature stop for enhanced control.



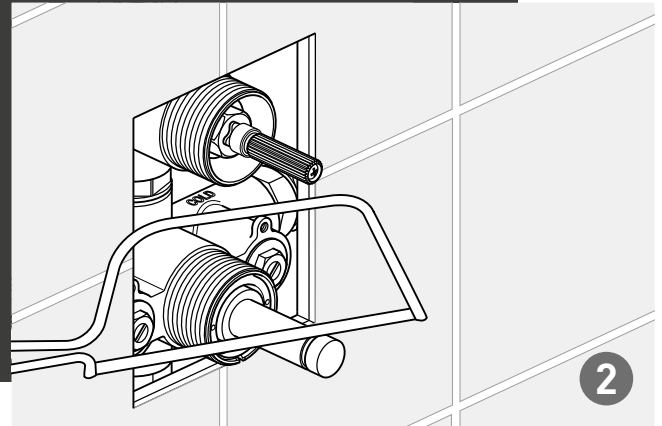
# I New DX Bleed Valve

To remove unwanted residue, improve product durability and maximise product longevity, it is strongly recommended that you flush your showering system upon installation using the bleed valve supplied.\* Please see instructions below on how to use the bleed valve.

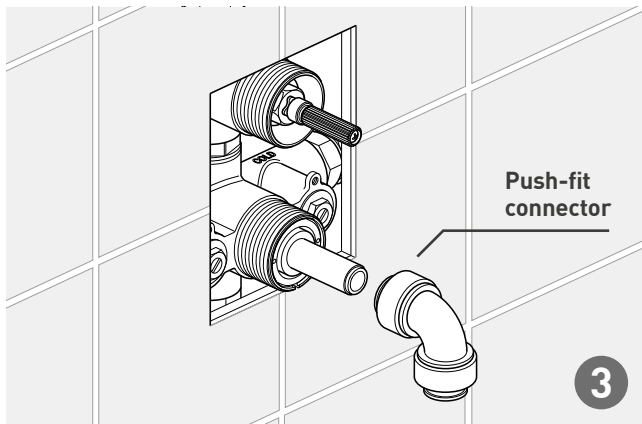
Please note: The following process is to be completed after connecting the water supply and completing any necessary tiling.



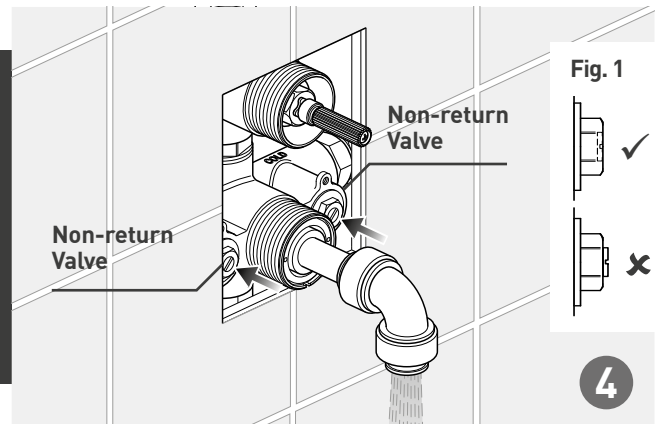
After removing the mortar guard from the wall, turn off both non-return valves by turning clockwise. Do not overtighten.



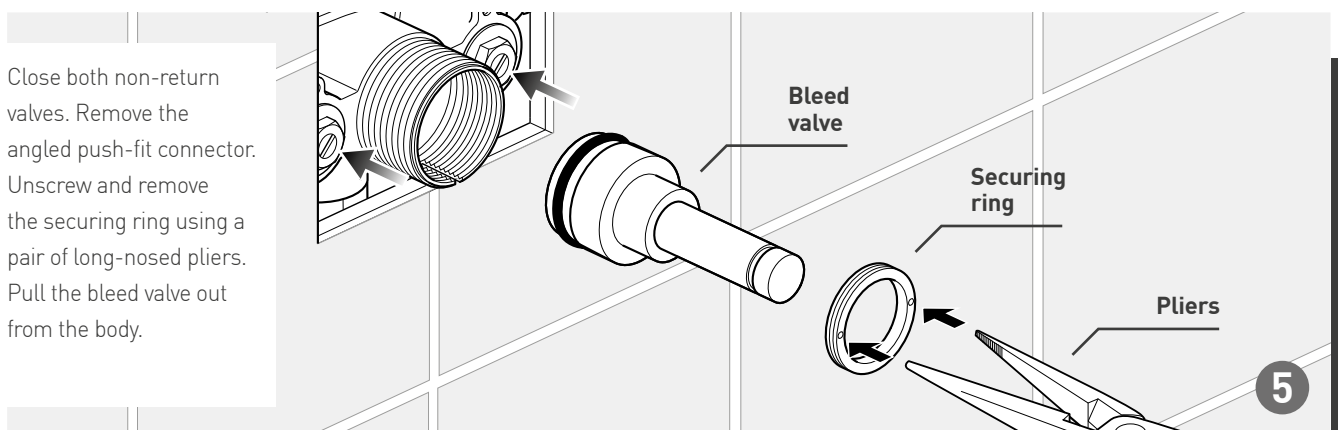
**Important:** ensure the hot and cold water supplies have been isolated. Using a suitable tool, cut across the easy cut section of the bleed valve.



We recommend that you use an angled push-fit connector (not supplied) over the drain, and place a bucket underneath. If an angled push-fit connector is not being used, carefully hold a bucket underneath the bleed valve.



Open both non-return valves and allow the debris and water to drain. When loosening the non-return valve, do not unscrew further than the face of the nut (see Fig. 1). After approximately two minutes of flushing the product and pipework, close both non-return valves. Do not overtighten.

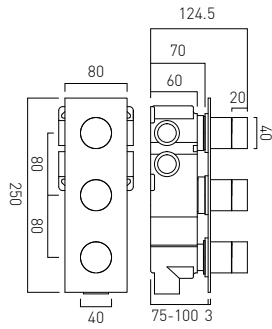


Close both non-return valves. Remove the angled push-fit connector. Unscrew and remove the securing ring using a pair of long-nosed pliers. Pull the bleed valve out from the body.



Omika Showers

NEW



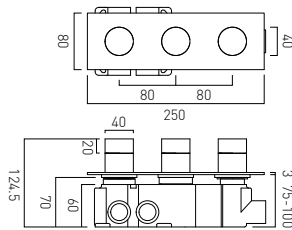
Tablet Omika vertical concealed 3 outlet 3 handle thermostatic shower valve with all-flow function wall mounted  
 thermostatic cartridge V-001C-PLA  
 diverter cartridge TAB-001G-DIV  
 flow cartridge TAB-002A-3/4  
 2 x 3/4" female inlets  
 3 x 3/4" female outlets  
 includes 3/4" - 1/2" adaptors  
 supplied with mortar/tile guard  
 min-max wall mount 75-100mm  
 optimum installation depth 87mm  
 minimum operating pressure  
 0.2 bar LP (shower) 1.0 bar MP (bath)

chrome  
 TAB-128/3-OMI-C/P

Stocked In  
 UK



NEW



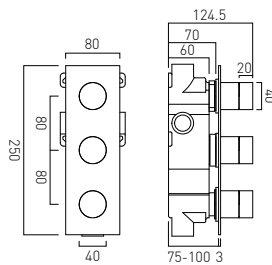
Tablet Omika horizontal concealed 3 outlet 3 handle thermostatic shower valve with all-flow function wall mounted  
 thermostatic cartridge V-001C-PLA  
 diverter cartridge TAB-001G-DIV  
 flow cartridge TAB-002A-3/4  
 2 x 3/4" female inlets  
 3 x 3/4" female outlets  
 includes 3/4" - 1/2" adaptors  
 supplied with mortar/tile guard  
 min-max wall mount 75-100mm  
 optimum installation depth 87mm  
 minimum operating pressure  
 0.2 bar LP (shower) 1.0 bar MP (bath)

chrome  
 TAB-128/3-H-OMI-C/P

Stocked In  
 UK



NEW



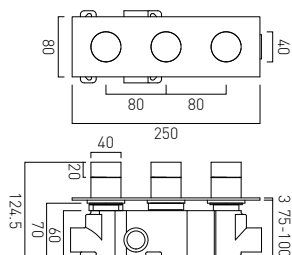
Tablet Omika vertical concealed 2 outlet 3 handle thermostatic shower valve wall mounted  
 thermostatic cartridge V-001C-PLA  
 2 x flow cartridge TAB-002A-3/4  
 2 x 3/4" female inlets  
 2 x 3/4" female outlets  
 includes 3/4" - 1/2" adaptors  
 supplied with mortar/tile guard  
 min-max wall mount 75-100mm  
 optimum installation depth 87mm  
 minimum operating pressure  
 0.2 bar LP (shower) 1.0 bar MP (bath)

chrome  
 TAB-128/2-OMI-C/P

Stocked In  
 UK



NEW



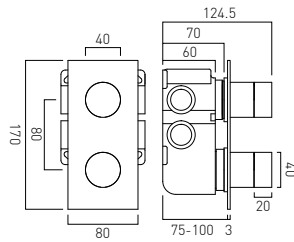
Tablet Omika horizontal concealed 2 outlet 3 handle thermostatic shower valve wall mounted  
 thermostatic cartridge V-001C-PLA  
 2 x flow cartridge TAB-002A-3/4  
 2 x 3/4" female inlets  
 2 x 3/4" female outlets  
 includes 3/4" - 1/2" adaptors  
 supplied with mortar/tile guard  
 min-max wall mount 75-100mm  
 optimum installation depth 87mm  
 minimum operating pressure  
 0.2 bar LP (shower) 1.0 bar MP (bath)

chrome  
 TAB-128/2-H-OMI-C/P

Stocked In  
 UK



I NEW



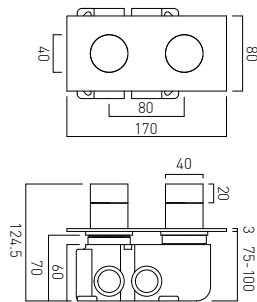
Tablet Omika vertical concealed  
2 outlet 2 handle thermostatic shower valve  
with all-flow function  
wall mounted  
thermostatic cartridge V-001C-PLA  
diverter cartridge TAB-001G-DIV  
2 x 3/4" female inlets  
2 x 3/4" female outlets  
includes 3/4" - 1/2" adaptors  
supplied with mortar/tile guard  
min-max wall mount 75-100mm  
optimum installation depth 87mm  
minimum operating pressure  
0.2 bar LP (shower) 1.0 bar MP (bath)

chrome  
TAB-148/2-OMI-C/P

Stocked In  
UK



I NEW



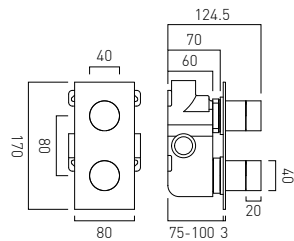
Tablet Omika horizontal concealed  
2 outlet 2 handle thermostatic shower valve  
with all-flow function  
wall mounted  
thermostatic cartridge V-001C-PLA  
diverter cartridge TAB-001G-DIV  
2 x 3/4" female inlets  
2 x 3/4" female outlets  
includes 3/4" - 1/2" adaptors  
supplied with mortar/tile guard  
min-max wall mount 75-100mm  
optimum installation depth 87mm  
minimum operating pressure  
0.2 bar LP (shower) 1.0 bar MP (bath)

chrome  
TAB-148/2-H-OMI-C/P

Stocked In  
UK



I NEW



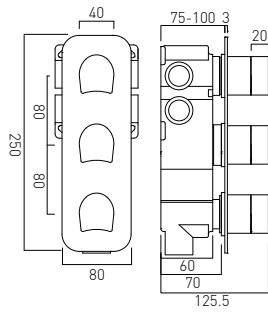
Tablet Omika vertical concealed  
1 outlet 2 handle thermostatic shower valve  
wall mounted  
thermostatic cartridge V-001C-PLA  
flow cartridge TAB-002A-3/4  
2 x 3/4" female inlets  
1 x 3/4" female outlet  
includes 3/4" - 1/2" adaptors  
supplied with mortar/tile guard  
min-max wall mount 75-100mm  
optimum installation depth 87mm  
minimum operating pressure  
0.2 bar LP (shower) 1.0 bar MP (bath)

chrome  
TAB-148-OMI-C/P

Stocked In  
UK



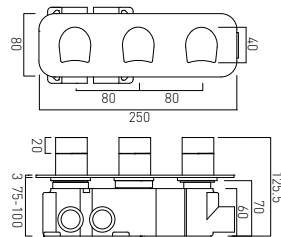

Omika Showers



Tablet Kovera vertical concealed  
3 outlet 3 handle  
thermostatic shower valve with all-flow function  
wall mounted  
thermostatic cartridge V-001C-PLA  
diverter cartridge TAB-001G-DIV  
flow cartridge TAB-002A-3/4  
2 x 3/4" female inlets  
3 x 3/4" female outlets  
includes 3/4" - 1/2" adaptors  
supplied with mortar/tile guard  
min-max wall mount 75-100mm  
optimum installation depth 87mm  
minimum operating pressure  
0.2 bar LP (shower) 1.0 bar MP (bath)

chrome  
TAB-128/3-KOV-C/P

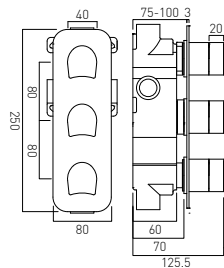
Stocked In  
UK



Tablet Kovera horizontal concealed  
3 outlet 3 handle  
thermostatic shower valve with all-flow function  
wall mounted  
thermostatic cartridge V-001C-PLA  
diverter cartridge TAB-001G-DIV  
flow cartridge TAB-002A-3/4  
2 x 3/4" female inlets  
3 x 3/4" female outlets  
includes 3/4" - 1/2" adaptors  
supplied with mortar/tile guard  
min-max wall mount 75-100mm  
optimum installation depth 87mm  
minimum operating pressure  
0.2 bar LP (shower) 1.0 bar MP (bath)

chrome  
TAB-128/3-H-KOV-C/P

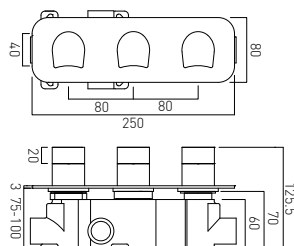

Stocked In  
UK



Tablet Kovera vertical concealed  
2 outlet 3 handle thermostatic shower valve  
wall mounted  
thermostatic cartridge V-001C-PLA  
2 x flow cartridge TAB-002A-3/4  
2 x 3/4" female inlets  
2 x 3/4" female outlets  
includes 3/4" - 1/2" adaptors  
supplied with mortar/tile guard  
min-max wall mount 75-100mm  
optimum installation depth 87mm  
minimum operating pressure  
0.2 bar LP (shower) 1.0 bar MP (bath)

chrome  
TAB-128/2-KOV-C/P

Stocked In  
UK

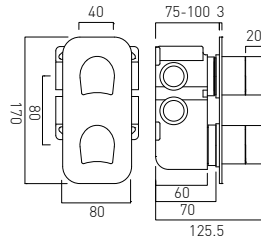



Tablet Kovera horizontal concealed  
2 outlet 3 handle thermostatic shower valve  
wall mounted  
thermostatic cartridge V-001C-PLA  
2 x flow cartridge TAB-002A-3/4  
2 x 3/4" female inlets  
2 x 3/4" female outlets  
includes 3/4" - 1/2" adaptors  
supplied with mortar/tile guard  
min-max wall mount 75-100mm  
optimum installation depth 87mm  
minimum operating pressure  
0.2 bar LP (shower) 1.0 bar MP (bath)

chrome  
TAB-128/2-H-KOV-C/P

Stocked In  
UK

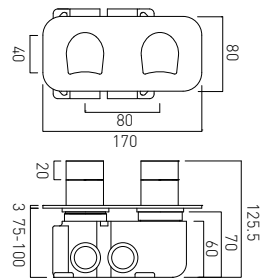





Tablet Kovera vertical concealed  
2 outlet 2 handle thermostatic shower valve  
with all-flow function  
wall mounted  
thermostatic cartridge V-001C-PLA  
diverter cartridge TAB-001G-DIV  
2 x 3/4" female inlets  
2 x 3/4" female outlets  
includes 3/4" - 1/2" adaptors  
supplied with mortar/tile guard  
min-max wall mount 75-100mm  
optimum installation depth 87mm  
minimum operating pressure  
0.2 bar LP (shower) 1.0 bar MP (bath)

chrome  
TAB-148/2-KOV-C/P

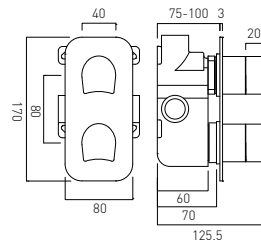
Stocked In  
UK



Tablet Kovera horizontal concealed  
2 outlet 2 handle thermostatic shower valve  
with all-flow function  
wall mounted  
thermostatic cartridge V-001C-PLA  
diverter cartridge TAB-001G-DIV  
2 x 3/4" female inlets  
2 x 3/4" female outlets  
includes 3/4" - 1/2" adaptors  
supplied with mortar/tile guard  
min-max wall mount 75-100mm  
optimum installation depth 87mm  
minimum operating pressure  
0.2 bar LP (shower) 1.0 bar MP (bath)

chrome  
TAB-148/2-H-KOV-C/P

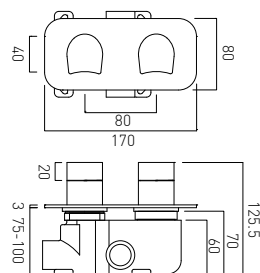

Stocked In  
UK



Tablet Kovera vertical concealed  
1 outlet 2 handle thermostatic shower valve  
wall mounted  
thermostatic cartridge V-001C-PLA  
flow cartridge TAB-002A-3/4  
2 x 3/4" female inlets  
1 x 3/4" female outlet  
includes 3/4" - 1/2" adaptors  
supplied with mortar/tile guard  
min-max wall mount 75-100mm  
optimum installation depth 87mm  
minimum operating pressure  
0.2 bar LP (shower) 1.0 bar MP (bath)

chrome  
TAB-148-KOV-C/P

Stocked In  
UK



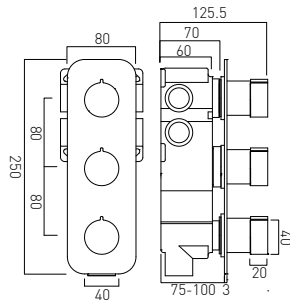
Tablet Kovera horizontal concealed  
1 outlet 2 handle thermostatic shower valve  
wall mounted  
thermostatic cartridge V-001C-PLA  
flow cartridge TAB-002A-3/4  
2 x 3/4" female inlets  
1 x 3/4" female outlet  
includes 3/4" - 1/2" adaptors  
supplied with mortar/tile guard  
min-max wall mount 75-100mm  
optimum installation depth 87mm  
minimum operating pressure  
0.2 bar LP (shower) 1.0 bar MP (bath)

chrome  
TAB-148-H-KOV-C/P

Stocked In  
UK



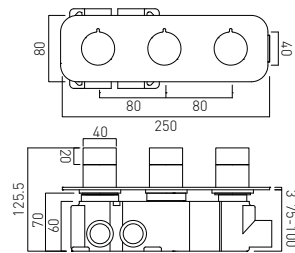




Tablet Altitude vertical concealed  
3 outlet 3 handle  
thermostatic shower valve with all-flow function  
wall mounted  
thermostatic cartridge V-001C-PLA  
diverter cartridge TAB-001G-DIV  
flow cartridge TAB-002A-3/4  
2 x 3/4" female inlets  
3 x 3/4" female outlets  
includes 3/4" - 1/2" adaptors  
supplied with mortar/tile guard  
min-max wall mount 75-100mm  
optimum installation depth 87mm  
minimum operating pressure  
0.2 bar LP (shower) 1.0 bar MP (bath)

chrome  
TAB-128/3-ALT-C/P

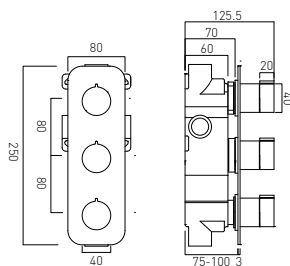
Stocked In  
UK



Tablet Altitude horizontal concealed  
3 outlet 3 handle  
thermostatic shower valve with all-flow function  
wall mounted  
thermostatic cartridge V-001C-PLA  
diverter cartridge TAB-001G-DIV  
flow cartridge TAB-002A-3/4  
2 x 3/4" female inlets  
3 x 3/4" female outlets  
includes 3/4" - 1/2" adaptors  
supplied with mortar/tile guard  
min-max wall mount 75-100mm  
optimum installation depth 87mm  
minimum operating pressure  
0.2 bar LP (shower) 1.0 bar MP (bath)

chrome  
TAB-128/3-H-ALT-C/P

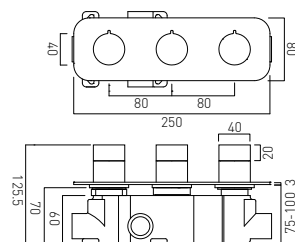
Stocked In  
UK



Tablet Altitude vertical concealed  
2 outlet 3 handle thermostatic shower valve  
wall mounted  
thermostatic cartridge V-001C-PLA  
2 x flow cartridge TAB-002A-3/4  
2 x 3/4" female inlets  
2 x 3/4" female outlets  
includes 3/4" - 1/2" adaptors  
supplied with mortar/tile guard  
min-max wall mount 75-100mm  
optimum installation depth 87mm  
minimum operating pressure  
0.2 bar LP (shower) 1.0 bar MP (bath)

chrome  
TAB-128/2-ALT-C/P

Stocked In  
UK

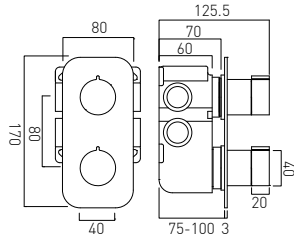


Tablet Altitude horizontal concealed  
2 outlet 3 handle thermostatic shower valve  
wall mounted  
thermostatic cartridge V-001C-PLA  
2 x flow cartridge TAB-002A-3/4  
2 x 3/4" female inlets  
2 x 3/4" female outlets  
includes 3/4" - 1/2" adaptors  
supplied with mortar/tile guard  
min-max wall mount 75-100mm  
optimum installation depth 87mm  
minimum operating pressure  
0.2 bar LP (shower) 1.0 bar MP (bath)

chrome  
TAB-128/2-H-ALT-C/P

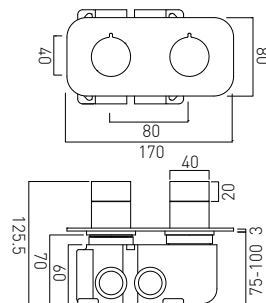
Stocked In  
UK





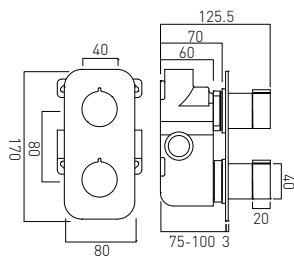
Tablet Altitude vertical concealed  
2 outlet 2 handle thermostatic shower valve  
with all-flow function  
wall mounted  
thermostatic cartridge V-001C-PLA  
diverter cartridge TAB-001G-DIV  
2 x 3/4" female inlets  
2 x 3/4" female outlets  
includes 3/4" - 1/2" adaptors  
supplied with mortar/tile guard  
min-max wall mount 75-100mm  
optimum installation depth 87mm  
minimum operating pressure  
0.2 bar LP (shower) 1.0 bar MP (bath)

chrome  
TAB-148/2-ALT-C/P  
Stocked In  
UK



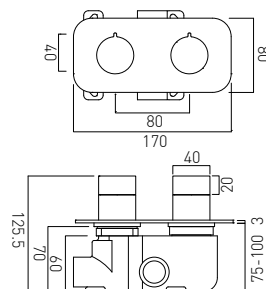
Tablet Altitude horizontal concealed  
2 outlet 2 handle thermostatic shower valve  
with all-flow function  
wall mounted  
thermostatic cartridge V-001C-PLA  
diverter cartridge TAB-001G-DIV  
2 x 3/4" female inlets  
2 x 3/4" female outlets  
includes 3/4" - 1/2" adaptors  
supplied with mortar/tile guard  
min-max wall mount 75-100mm  
optimum installation depth 87mm  
minimum operating pressure  
0.2 bar LP (shower) 1.0 bar MP (bath)

chrome  
TAB-148/2-H-ALT-C/P  
Stocked In  
UK



Tablet Altitude vertical concealed  
1 outlet 2 handle thermostatic shower valve  
wall mounted  
thermostatic cartridge V-001C-PLA  
flow cartridge TAB-002A-3/4  
2 x 3/4" female inlets  
1 x 3/4" female outlet  
includes 3/4" - 1/2" adaptors  
supplied with mortar/tile guard  
min-max wall mount 75-100mm  
optimum installation depth 87mm  
minimum operating pressure  
0.2 bar LP (shower) 1.0 bar MP (bath)

chrome  
TAB-148-ALT-C/P  
Stocked In  
UK

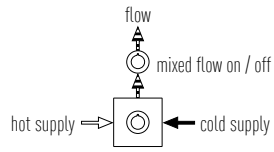



Tablet Altitude horizontal concealed  
1 outlet 2 handle thermostatic shower valve  
wall mounted  
thermostatic cartridge V-001C-PLA  
flow cartridge TAB-002A-3/4  
2 x 3/4" female inlets  
1 x 3/4" female outlet  
includes 3/4" - 1/2" adaptors  
supplied with mortar/tile guard  
min-max wall mount 75-100mm  
optimum installation depth 87mm  
minimum operating pressure  
0.2 bar LP (shower) 1.0 bar MP (bath)

chrome  
TAB-148-H-ALT-C/P  
Stocked In  
UK



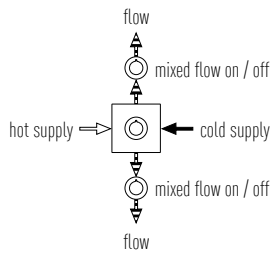





Altitude  
concealed thermostatic shower valve  
to operate 1 outlet  
kit comprises:  
1 x thermostatic valve  
1 x concealed stop valve  
minimum operating pressure  
0.2 bar LP (shower)  
1.0 bar MP (bath)  
includes a studfast bracket

chrome  
ALT-1291-C/P

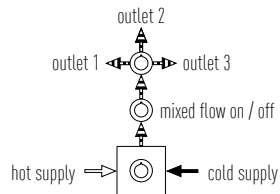
Stocked In  
UK



Altitude  
concealed thermostatic shower valve  
to operate 2 outlets  
kit comprises:  
1 x thermostatic valve  
2 x concealed stop valves  
minimum operating pressure  
0.2 bar LP (shower)  
1.0 bar MP (bath)  
includes a studfast bracket

chrome  
ALT-1292-C/P

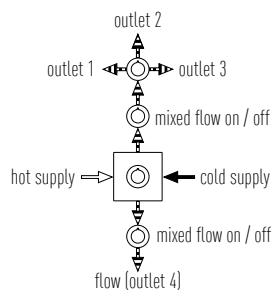
Stocked In  
UK



Altitude  
concealed thermostatic shower valve  
to operate 2 or 3 outlets  
kit comprises:  
1 x thermostatic valve  
1 x concealed stop valve  
1 x concealed 2 or 3 way diverter valve  
minimum operating pressure  
0.2 bar LP (shower)  
1.0 bar MP (bath)  
includes a studfast bracket

chrome  
ALT-1293-C/P

Stocked In  
UK

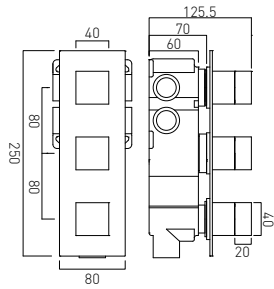


Altitude  
concealed thermostatic shower valve  
to operate 3 or 4 outlets  
kit comprises:  
1 x thermostatic valve  
2 x concealed stop valve  
1 x concealed 2 or 3 way diverter valve  
minimum operating pressure  
0.2 bar LP (shower)  
1.0 bar MP (bath)  
includes a studfast bracket

chrome  
ALT-1294-C/P

Stocked In  
UK

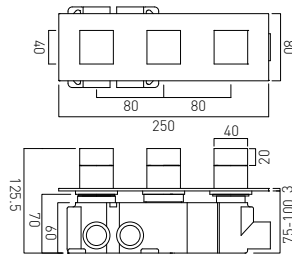




Tablet Notion vertical concealed  
3 outlet 3 handle  
thermostatic shower valve with all-flow function  
wall mounted  
thermostatic cartridge V-001C-PLA  
diverter cartridge TAB-001G-DIV  
flow cartridge TAB-002A-3/4  
2 x 3/4" female inlets  
3 x 3/4" female outlets  
includes 3/4" - 1/2" adaptors  
supplied with mortar/tile guard  
min-max wall mount 75-100mm  
optimum installation depth 87mm  
minimum operating pressure  
0.2 bar LP (shower) 1.0 bar MP (bath)

chrome  
TAB-128/3-NOT-C/P

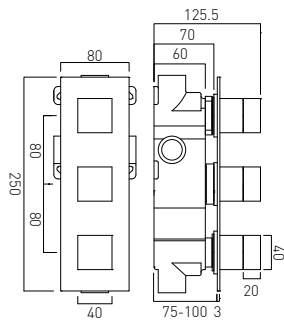
Stocked In  
UK



Tablet Notion horizontal concealed  
3 outlet 3 handle  
thermostatic shower valve with all-flow function  
wall mounted  
thermostatic cartridge V-001C-PLA  
diverter cartridge TAB-001G-DIV  
flow cartridge TAB-002A-3/4  
2 x 3/4" female inlets  
3 x 3/4" female outlets  
includes 3/4" - 1/2" adaptors  
supplied with mortar/tile guard  
min-max wall mount 75-100mm  
optimum installation depth 87mm  
minimum operating pressure  
0.2 bar LP (shower) 1.0 bar MP (bath)

chrome  
TAB-128/3-H-NOT-C/P

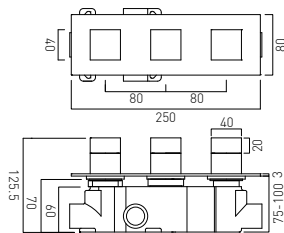
Stocked In  
UK



Tablet Notion vertical concealed  
2 outlet 3 handle thermostatic shower valve  
wall mounted  
thermostatic cartridge V-001C-PLA  
2 x flow cartridge TAB-002A-3/4  
2 x 3/4" female inlets  
2 x 3/4" female outlets  
includes 3/4" - 1/2" adaptors  
supplied with mortar/tile guard  
min-max wall mount 75-100mm  
optimum installation depth 87mm  
minimum operating pressure  
0.2 bar LP (shower) 1.0 bar MP (bath)

chrome  
TAB-128/2-NOT-C/P

Stocked In  
UK

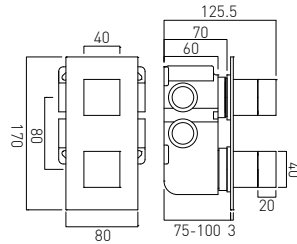


Tablet Notion horizontal concealed  
2 outlet 3 handle thermostatic shower valve  
wall mounted  
thermostatic cartridge V-001C-PLA  
2 x flow cartridge TAB-002A-3/4  
2 x 3/4" female inlets  
2 x 3/4" female outlets  
includes 3/4" - 1/2" adaptors  
supplied with mortar/tile guard  
min-max wall mount 75-100mm  
optimum installation depth 87mm  
minimum operating pressure  
0.2 bar LP (shower) 1.0 bar MP (bath)

chrome  
TAB-128/2-H-NOT-C/P

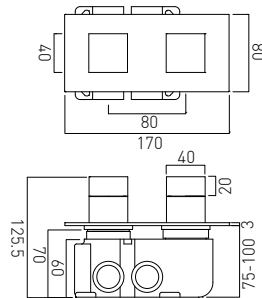
Stocked In  
UK





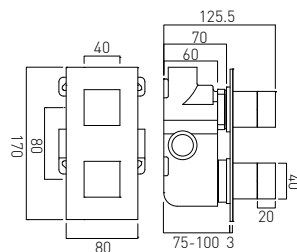
Tablet Notion vertical concealed  
2 outlet 2 handle thermostatic shower valve  
with all-flow function  
wall mounted  
thermostatic cartridge V-001C-PLA  
diverter cartridge TAB-001G-DIV  
2 x 3/4" female inlets  
2 x 3/4" female outlets  
includes 3/4" - 1/2" adaptors  
supplied with mortar/tile guard  
min-max wall mount 75-100mm  
optimum installation depth 87mm  
minimum operating pressure  
0.2 bar LP (shower) 1.0 bar MP (bath)

chrome  
TAB-148/2-NOT-C/P  
Stocked In  
UK



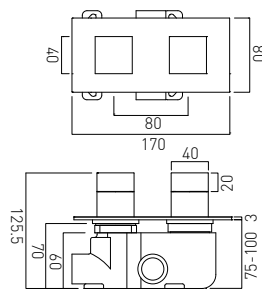
Tablet Notion horizontal concealed  
2 outlet 2 handle thermostatic shower valve  
with all-flow function  
wall mounted  
thermostatic cartridge V-001C-PLA  
diverter cartridge TAB-001G-DIV  
2 x 3/4" female inlets  
2 x 3/4" female outlets  
includes 3/4" - 1/2" adaptors  
supplied with mortar/tile guard  
min-max wall mount 75-100mm  
optimum installation depth 87mm  
minimum operating pressure  
0.2 bar LP (shower) 1.0 bar MP (bath)

chrome  
TAB-148/2-H-NOT-C/P  
Stocked In  
UK



Tablet Notion vertical concealed  
1 outlet 2 handle thermostatic shower valve  
wall mounted  
thermostatic cartridge V-001C-PLA  
flow cartridge TAB-002A-3/4  
2 x 3/4" female inlets  
1 x 3/4" female outlet  
includes 3/4" - 1/2" adaptors  
supplied with mortar/tile guard  
min-max wall mount 75-100mm  
optimum installation depth 87mm  
minimum operating pressure  
0.2 bar LP (shower) 1.0 bar MP (bath)

chrome  
TAB-148-NOT-C/P  
Stocked In  
UK

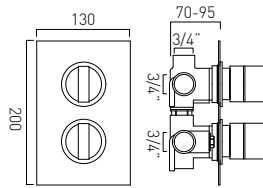


Tablet Notion horizontal concealed  
1 outlet 2 handle thermostatic shower valve  
wall mounted  
thermostatic cartridge V-001C-PLA  
flow cartridge TAB-002A-3/4  
2 x 3/4" female inlets  
1 x 3/4" female outlet  
includes 3/4" - 1/2" adaptors  
supplied with mortar/tile guard  
min-max wall mount 75-100mm  
optimum installation depth 87mm  
minimum operating pressure  
0.2 bar LP (shower) 1.0 bar MP (bath)

chrome  
TAB-148-H-NOT-C/P  
Stocked In  
UK



NEW



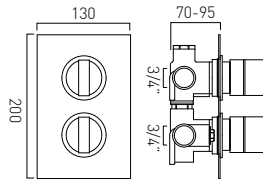
DX Notion  
 concealed 3 outlet, 2 handle thermostatic  
 shower valve with integrated diverter  
 wall mounted  
 with rectangular backplate  
 thermostatic cartridge V-001C-PLA  
 diverter cartridge FL-804-33X/3X  
 2 x 3/4" female inlets  
 3 x 3/4" female outlets  
 includes 3/4" - 1/2" adaptors  
 inc. bleed valve for system flush on installation  
 min-max wall mount 70-95mm  
 optimum installation depth 82mm  
 minimum operating pressure 0.2 bar LP (shower)  
 minimum operating pressure 1.0 bar MP (bath)

chrome  
 NOT-148D/3-C/P

Stocked In  
 UK



NEW



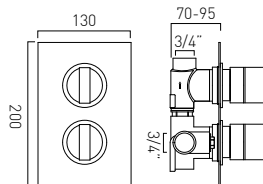
DX Notion  
 concealed 2 outlet, 2 handle thermostatic  
 shower valve with integrated diverter  
 wall mounted  
 with rectangular backplate  
 thermostatic cartridge V-001C-PLA  
 diverter cartridge FL-804-33X/3X  
 2 x 3/4" female inlets  
 2 x 3/4" female outlets  
 includes 3/4" - 1/2" adaptors  
 inc. bleed valve for system flush on installation  
 min-max wall mount 70-95mm  
 optimum installation depth 82mm  
 minimum operating pressure 0.2 bar LP (shower)  
 minimum operating pressure 1.0 bar MP (bath)

chrome  
 NOT-148D/2-C/P

Stocked In  
 UK



NEW



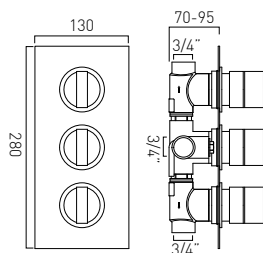
DX Notion  
 concealed 1 outlet, 2 handle thermostatic  
 shower valve  
 wall mounted  
 with rectangular backplate  
 thermostatic cartridge V-001C-PLA  
 flow cartridge C-301-RTC  
 2 x 3/4" female inlets  
 1 x 3/4" female outlet  
 includes 3/4" - 1/2" adaptors  
 inc. bleed valve for system flush on installation  
 min-max wall mount 70-95mm  
 optimum installation depth 82mm  
 minimum operating pressure 0.2 bar LP (shower)  
 minimum operating pressure 1.0 bar MP (bath)

chrome  
 NOT-148D-C/P

Stocked In  
 UK



NEW




DX Notion  
 concealed 2 outlet, 3 handle thermostatic  
 shower valve  
 wall mounted  
 with rectangular backplate  
 thermostatic cartridge V-001C-PLA  
 flow cartridge C-301-RTC  
 2 x 3/4" female inlets  
 2 x 3/4" female outlets  
 includes 3/4" - 1/2" adaptors  
 inc. bleed valve for system flush on installation  
 min-max wall mount 70-95mm  
 optimum installation depth 82mm  
 minimum operating pressure 0.2 bar LP (shower)  
 minimum operating pressure 1.0 bar MP (bath)

chrome  
 NOT-128D/2-C/P

Stocked In  
 UK



HANDLE  
OPTIONS



chrome handle supplied as standard

Nuance handles may be purchased separately

NUA-2/LEVER-BLK

NUA-2/LEVER-RED

NUA-2/LEVER-WHT

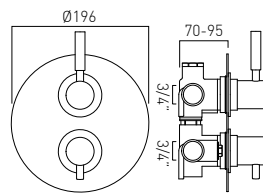
Stocked In

UK

UK

UK

NEW



DX Origins

concealed 2 outlet, 2 handle thermostatic shower valve with integrated diverter wall mounted

with circular backplate  
thermostatic cartridge V-001C-PLA  
diverter cartridge FL-804-33X/3X

2 x 3/4" female inlets  
2 x 3/4" female outlets

includes 3/4" - 1/2" adaptors

inc. bleed valve for system flush on installation

min-max wall mount 70-95mm

optimum installation depth 82mm

minimum operating pressure 0.2 bar LP (shower)

minimum operating pressure 1.0 bar MP (bath)

chrome

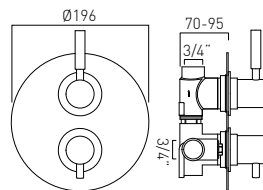
ORI-148D/2-C/P\*

Stocked In

UK



NEW



DX Origins

concealed 1 outlet, 2 handle thermostatic shower valve wall mounted

with circular backplate  
thermostatic cartridge V-001C-PLA  
flow cartridge C-301-RTC

2 x 3/4" female inlets

1 x 3/4" female outlet

includes 3/4" - 1/2" adaptors

inc. bleed valve for system flush on installation

min-max wall mount 70-95mm

optimum installation depth 82mm

minimum operating pressure 0.2 bar LP (shower)

minimum operating pressure 1.0 bar MP (bath)

chrome

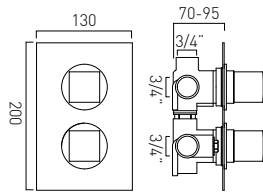
ORI-148D-C/P\*

Stocked In

UK



NEW



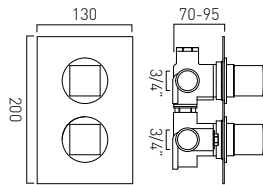
DX Mix<sup>2</sup>  
 concealed 3 outlet, 2 handle thermostatic  
 shower valve with integrated diverter  
 wall mounted  
 with rectangular backplate  
 thermostatic cartridge V-001C-PLA  
 diverter cartridge FL-804-33X/3X  
 2 x 3/4" female inlets  
 3 x 3/4" female outlets  
 includes 3/4" - 1/2" adaptors  
 inc. bleed valve for system flush on installation  
 min-max wall mount 70-95mm  
 optimum installation depth 82mm  
 minimum operating pressure 0.2 bar LP (shower)  
 minimum operating pressure 1.0 bar MP (bath)

chrome  
 MIX-1480/3-C/P

Stocked In  
 UK



NEW



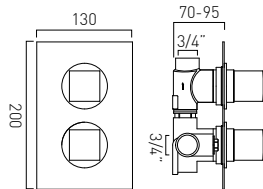
DX Mix<sup>2</sup>  
 concealed 2 outlet, 2 handle thermostatic  
 shower valve with integrated diverter  
 wall mounted  
 with rectangular backplate  
 thermostatic cartridge V-001C-PLA  
 diverter cartridge FL-804-33X/3X  
 2 x 3/4" female inlets  
 2 x 3/4" female outlets  
 includes 3/4" - 1/2" adaptors  
 inc. bleed valve for system flush on installation  
 min-max wall mount 70-95mm  
 optimum installation depth 82mm  
 minimum operating pressure 0.2 bar LP (shower)  
 minimum operating pressure 1.0 bar MP (bath)

chrome  
 MIX-1480/2-C/P

Stocked In  
 UK



NEW



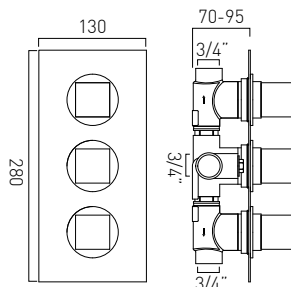
DX Mix<sup>2</sup>  
 concealed 1 outlet, 2 handle thermostatic  
 shower valve  
 wall mounted  
 with rectangular backplate  
 thermostatic cartridge V-001C-PLA  
 flow cartridge C-301-RTC  
 2 x 3/4" female inlets  
 1 x 3/4" female outlet  
 includes 3/4" - 1/2" adaptors  
 inc. bleed valve for system flush on installation  
 min-max wall mount 70-95mm  
 optimum installation depth 82mm  
 minimum operating pressure 0.2 bar LP (shower)  
 minimum operating pressure 1.0 bar MP (bath)

chrome  
 MIX-1480-C/P

Stocked In  
 UK



NEW



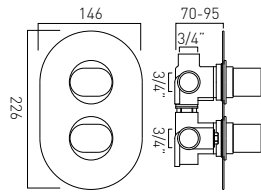
DX Mix<sup>2</sup>  
 concealed 2 outlet, 3 handle thermostatic  
 shower valve  
 wall mounted  
 with rectangular backplate  
 thermostatic cartridge V-001C-PLA  
 flow cartridge C-301-RTC  
 2 x 3/4" female inlets  
 2 x 3/4" female outlets  
 includes 3/4" - 1/2" adaptors  
 inc. bleed valve for system flush on installation  
 min-max wall mount 70-95mm  
 optimum installation depth 82mm  
 minimum operating pressure 0.2 bar LP (shower)  
 minimum operating pressure 1.0 bar MP (bath)

chrome  
 MIX-1280/2-C/P

Stocked In  
 UK



NEW



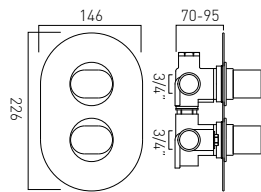
DX Life  
 concealed 3 outlet, 2 handle thermostatic shower valve with integrated diverter  
 wall mounted  
 with oval backplate  
 thermostatic cartridge V-001C-PLA  
 diverter cartridge FL-804-33X/3X  
 2 x 3/4" female inlets  
 3 x 3/4" female outlets  
 includes 3/4" - 1/2" adaptors  
 inc. bleed valve for system flush on installation  
 min-max wall mount 70-95mm  
 optimum installation depth 82mm  
 minimum operating pressure 0.2 bar LP (shower)  
 minimum operating pressure 1.0 bar MP (bath)

chrome  
 LIF-148D/3-C/P

Stocked In  
 UK



NEW



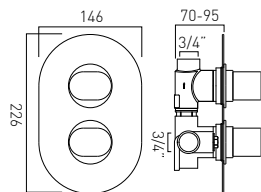
DX Life  
 concealed 2 outlet, 2 handle thermostatic shower valve with integrated diverter  
 wall mounted  
 with oval backplate  
 thermostatic cartridge V-001C-PLA  
 diverter cartridge FL-804-33X/3X  
 2 x 3/4" female inlets  
 2 x 3/4" female outlets  
 includes 3/4" - 1/2" adaptors  
 inc. bleed valve for system flush on installation  
 min-max wall mount 70-95mm  
 optimum installation depth 82mm  
 minimum operating pressure 0.2 bar LP (shower)  
 minimum operating pressure 1.0 bar MP (bath)

chrome  
 LIF-148D/2-C/P

Stocked In  
 UK



NEW



DX Life  
 concealed 1 outlet, 2 handle thermostatic shower valve  
 wall mounted  
 with oval backplate  
 thermostatic cartridge V-001C-PLA  
 flow cartridge C-301-RTC  
 2 x 3/4" female inlets  
 1 x 3/4" female outlet  
 includes 3/4" - 1/2" adaptors  
 inc. bleed valve for system flush on installation  
 min-max wall mount 70-95mm  
 optimum installation depth 82mm  
 minimum operating pressure 0.2 bar LP (shower)  
 minimum operating pressure 1.0 bar MP (bath)

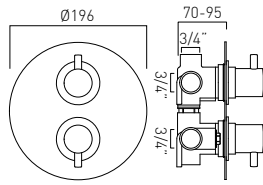
chrome  
 LIF-148D-C/P

Stocked In  
 UK





NEW



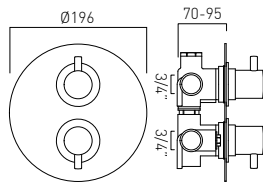
DX Celsius  
concealed 3 outlet, 2 handle thermostatic shower valve with integrated diverter  
wall mounted  
with circular backplate  
thermostatic cartridge V-001C-PLA  
diverter cartridge FL-804-33X/3X  
2 x 3/4" female inlets  
3 x 3/4" female outlets  
includes 3/4" - 1/2" adaptors  
inc. bleed valve for system flush on installation  
min-max wall mount 70-95mm  
optimum installation depth 82mm  
minimum operating pressure 0.2 bar LP (shower)  
minimum operating pressure 1.0 bar MP (bath)

chrome  
CEL-148D/3/RO-C/P

Stocked In  
UK



NEW



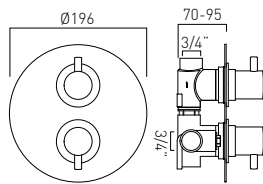
DX Celsius  
concealed 2 outlet, 2 handle thermostatic shower valve with integrated diverter  
wall mounted  
with circular backplate  
thermostatic cartridge V-001C-PLA  
diverter cartridge FL-804-33X/3X  
2 x 3/4" female inlets  
2 x 3/4" female outlets  
includes 3/4" - 1/2" adaptors  
inc. bleed valve for system flush on installation  
min-max wall mount 70-95mm  
optimum installation depth 82mm  
minimum operating pressure 0.2 bar LP (shower)  
minimum operating pressure 1.0 bar MP (bath)

chrome  
CEL-148D/2/RO-C/P

Stocked In  
UK



NEW



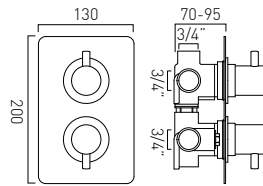
DX Celsius  
concealed 1 outlet, 2 handle thermostatic shower valve  
wall mounted  
with circular backplate  
thermostatic cartridge V-001C-PLA  
flow cartridge C-301-RTC  
2 x 3/4" female inlets  
1 x 3/4" female outlet  
includes 3/4" - 1/2" adaptors  
inc. bleed valve for system flush on installation  
min-max wall mount 70-95mm  
optimum installation depth 82mm  
minimum operating pressure 0.2 bar LP (shower)  
minimum operating pressure 1.0 bar MP (bath)

chrome  
CEL-148D/RO-C/P

Stocked In  
UK



I NEW



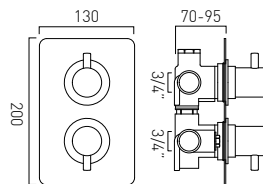
DX Celsius  
concealed 3 outlet, 2 handle thermostatic shower valve with integrated diverter  
wall mounted  
with rectangular backplate  
thermostatic cartridge V-001C-PLA  
diverter cartridge FL-804-33X/3X  
2 x 3/4" female inlets  
3 x 3/4" female outlets  
includes 3/4" - 1/2" adaptors  
inc. bleed valve for system flush on installation  
min-max wall mount 70-95mm  
optimum installation depth 82mm  
minimum operating pressure 0.2 bar LP (shower)  
minimum operating pressure 1.0 bar MP (bath)

chrome  
CEL-148D/3/SQ-C/P

Stocked In  
UK



I NEW



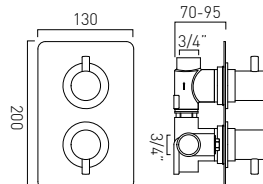
DX Celsius  
concealed 2 outlet, 2 handle thermostatic shower valve with integrated diverter  
wall mounted  
with rectangular backplate  
thermostatic cartridge V-001C-PLA  
diverter cartridge FL-804-33X/3X  
2 x 3/4" female inlets  
2 x 3/4" female outlets  
includes 3/4" - 1/2" adaptors  
inc. bleed valve for system flush on installation  
min-max wall mount 70-95mm  
optimum installation depth 82mm  
minimum operating pressure 0.2 bar LP (shower)  
minimum operating pressure 1.0 bar MP (bath)

chrome  
CEL-148D/2/SQ-C/P

Stocked In  
UK



I NEW



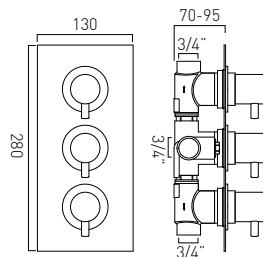
DX Celsius  
concealed 1 outlet, 2 handle thermostatic shower valve  
wall mounted  
with rectangular backplate  
thermostatic cartridge V-001C-PLA  
flow cartridge C-301-RTC  
2 x 3/4" female inlets  
1 x 3/4" female outlet  
includes 3/4" - 1/2" adaptors  
inc. bleed valve for system flush on installation  
min-max wall mount 70-95mm  
optimum installation depth 82mm  
minimum operating pressure 0.2 bar LP (shower)  
minimum operating pressure 1.0 bar MP (bath)

chrome  
CEL-148D/SQ-C/P

Stocked In  
UK



I NEW

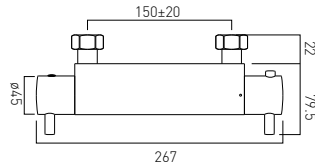


DX Celsius  
concealed 2 outlet, 3 handle thermostatic shower valve  
wall mounted  
with rectangular backplate  
thermostatic cartridge V-001C-PLA  
flow cartridge C-301-RTC  
2 x 3/4" female inlets  
2 x 3/4" female outlets  
includes 3/4" - 1/2" adaptors  
inc. bleed valve for system flush on installation  
min-max wall mount 70-95mm  
optimum installation depth 82mm  
minimum operating pressure 0.2 bar LP (shower)  
minimum operating pressure 1.0 bar MP (bath)

chrome  
CEL-128D/2-C/P

Stocked In  
UK



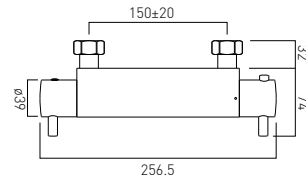


Celsius  
exposed thermostatic shower valve 3/4"  
wall mounted  
thermostatic cartridge V-001C-PLA  
flow cartridge C-301-RTC  
3/4" x 1/2" x 50mm male eccentrics  
minimum operating pressure 0.2 bar LP

chrome  
CEL-149-3/4-C/P

Stocked In  
UK

**E8b** FR-SHOWER/9-C/P

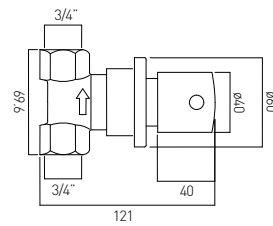


Celsius  
exposed thermostatic shower valve 1/2"  
wall mounted  
thermostatic cartridge V-001C-PLA  
flow cartridge C-202-RTC  
3/4" x 1/2" x 50mm male eccentrics  
minimum operating pressure 0.2 bar LP

chrome  
CEL-149-1/2-C/P

Stocked In  
UK

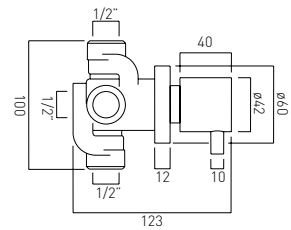
**E8b** FR-SHOWER/9-C/P



Zoo  
concealed stop valve 3/4"  
wall mounted  
ceramic cartridge ELE-VALVE/CD-3/4  
1 x 3/4" female inlet  
1 x 3/4" female outlet  
minimum operating pressure 0.2 bar LP

chrome  
ZOO-143-3/4-C/P

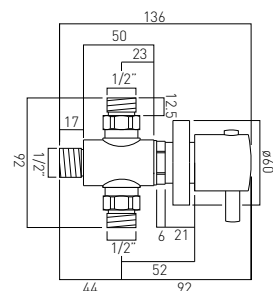
Stocked In  
UK / Dubai



Zoo  
concealed 2 outlet diverter valve  
wall mounted  
ceramic cartridge ZOO-144/2-CARTRIDGE  
2 x 1/2" inlets  
2 x 1/2" outlets  
min-max wall mount 75-85mm  
minimum operating pressure 0.2 bar LP

chrome  
ZOO-144/2-C/P

Stocked In  
UK / Dubai



Celsius  
concealed thermostatic mixing valve  
wall mounted  
thermostatic cartridge V-001D-PLA  
minimum operating pressure 0.2 bar LP

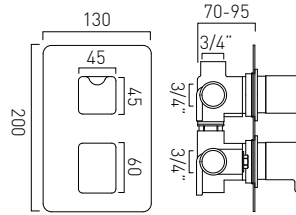
chrome  
CEL-163-C/P

Stocked In  
UK

note: this valve must be used in conjunction with a stop valve



NEW



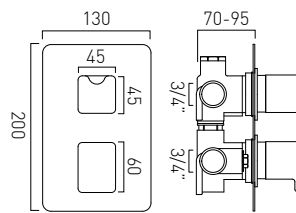
DX Phase  
concealed 3 outlet, 2 handle thermostatic shower valve with integrated diverter  
wall mounted  
with rectangular backplate  
thermostatic cartridge V-001C-PLA  
diverter cartridge FL-804-33X/3X  
2 x 3/4" female inlets  
3 x 3/4" female outlets  
includes 3/4" - 1/2" adaptors  
inc. bleed valve for system flush on installation  
min-max wall mount 70-95mm  
optimum installation depth 82mm  
minimum operating pressure 0.2 bar LP (shower)  
minimum operating pressure 1.0 bar MP (bath)

chrome  
PHA-148D/3-C/P

Stocked In  
UK



NEW



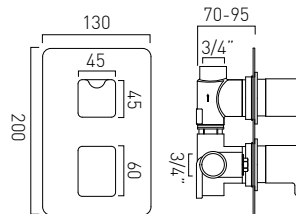
DX Phase  
concealed 2 outlet, 2 handle thermostatic shower valve with integrated diverter  
wall mounted  
with rectangular backplate  
thermostatic cartridge V-001C-PLA  
diverter cartridge FL-804-33X/3X  
2 x 3/4" female inlets  
2 x 3/4" female outlets  
includes 3/4" - 1/2" adaptors  
inc. bleed valve for system flush on installation  
min-max wall mount 70-95mm  
optimum installation depth 82mm  
minimum operating pressure 0.2 bar LP (shower)  
minimum operating pressure 1.0 bar MP (bath)

chrome  
PHA-148D/2-C/P

Stocked In  
UK



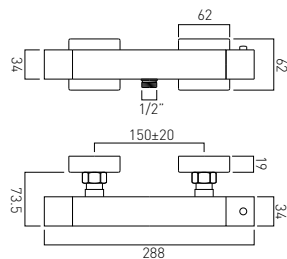
NEW



DX Phase  
concealed 1 outlet, 2 handle thermostatic shower valve  
wall mounted  
with rectangular backplate  
thermostatic cartridge V-001C-PLA  
flow cartridge C-301-RTC  
2 x 3/4" female inlets  
1 x 3/4" female outlet  
includes 3/4" - 1/2" adaptors  
inc. bleed valve for system flush on installation  
min-max wall mount 70-95mm  
optimum installation depth 82mm  
minimum operating pressure 0.2 bar LP (shower)  
minimum operating pressure 1.0 bar MP (bath)

chrome  
PHA-148D-C/P

Stocked In  
UK



Té  
exposed thermostatic shower valve 1/2"  
wall mounted  
thermostatic cartridge V-001A-PLA  
flow cartridge TE-002B-1/2  
3/4" x 1/2" x 50mm male eccentrics  
minimum operating pressure 0.2 bar LP

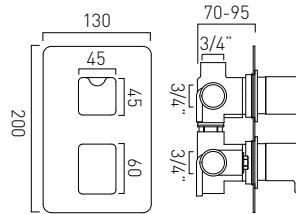
chrome  
TE-149T-C/P

Stocked In  
UK

FR-SHOWER/9-C/P



NEW



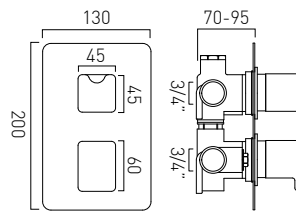
DX Photon  
 concealed 3 outlet, 2 handle thermostatic shower valve with integrated diverter  
 wall mounted  
 with rectangular backplate  
 thermostatic cartridge V-001C-PLA  
 diverter cartridge FL-804-33X/3X  
 2 x 3/4" female inlets  
 3 x 3/4" female outlets  
 includes 3/4" - 1/2" adaptors  
 inc. bleed valve for system flush on installation  
 min-max wall mount 70-95mm  
 optimum installation depth 82mm  
 minimum operating pressure 0.2 bar LP (shower)  
 minimum operating pressure 1.0 bar MP (bath)

chrome  
 PHO-148D/3-C/P

Stocked In  
 UK



NEW



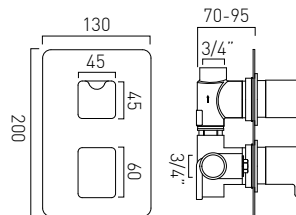
DX Photon  
 concealed 2 outlet, 2 handle thermostatic shower valve with integrated diverter  
 wall mounted  
 with rectangular backplate  
 thermostatic cartridge V-001C-PLA  
 diverter cartridge FL-804-33X/3X  
 2 x 3/4" female inlets  
 2 x 3/4" female outlets  
 includes 3/4" - 1/2" adaptors  
 inc. bleed valve for system flush on installation  
 min-max wall mount 70-95mm  
 optimum installation depth 82mm  
 minimum operating pressure 0.2 bar LP (shower)  
 minimum operating pressure 1.0 bar MP (bath)

chrome  
 PHO-148D/2-C/P

Stocked In  
 UK



NEW



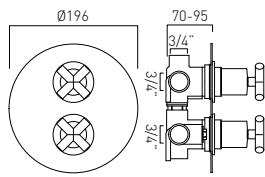
DX Photon  
 concealed 1 outlet, 2 handle thermostatic shower valve  
 wall mounted  
 with rectangular backplate  
 thermostatic cartridge V-001C-PLA  
 flow cartridge C-301-RTC  
 2 x 3/4" female inlets  
 1 x 3/4" female outlet  
 includes 3/4" - 1/2" adaptors  
 inc. bleed valve for system flush on installation  
 min-max wall mount 70-95mm  
 optimum installation depth 82mm  
 minimum operating pressure 0.2 bar LP (shower)  
 minimum operating pressure 1.0 bar MP (bath)

chrome  
 PHO-148D-C/P

Stocked In  
 UK



NEW



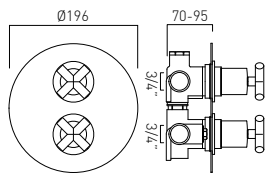
DX Elements  
 concealed 3 outlet, 2 handle thermostatic  
 shower valve with integrated diverter  
 wall mounted  
 with circular backplate  
 thermostatic cartridge V-001C-PLA  
 diverter cartridge FL-804-33X/3X  
 2 x 3/4" female inlets  
 3 x 3/4" female outlets  
 includes 3/4" - 1/2" adaptors  
 inc. bleed valve for system flush on installation  
 min-max wall mount 70-95mm  
 optimum installation depth 82mm  
 minimum operating pressure 0.2 bar LP (shower)  
 minimum operating pressure 1.0 bar MP (bath)

chrome  
 ELE-1480/3-C/P

Stocked In  
 UK



NEW



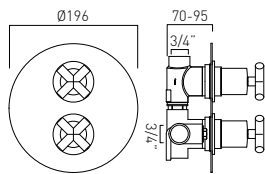
DX Elements  
 concealed 2 outlet, 2 handle thermostatic  
 shower valve with integrated diverter  
 wall mounted  
 with circular backplate  
 thermostatic cartridge V-001C-PLA  
 diverter cartridge FL-804-33X/3X  
 2 x 3/4" female inlets  
 2 x 3/4" female outlets  
 includes 3/4" - 1/2" adaptors  
 inc. bleed valve for system flush on installation  
 min-max wall mount 70-95mm  
 optimum installation depth 82mm  
 minimum operating pressure 0.2 bar LP (shower)  
 minimum operating pressure 1.0 bar MP (bath)

chrome  
 ELE-1480/2-C/P

Stocked In  
 UK



NEW



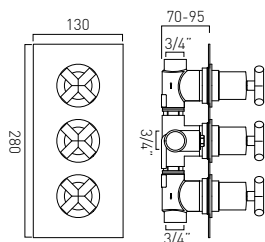
DX Elements  
 concealed 1 outlet, 2 handle thermostatic  
 shower valve  
 wall mounted  
 with circular backplate  
 thermostatic cartridge V-001C-PLA  
 flow cartridge C-301-RTC  
 2 x 3/4" female inlets  
 1 x 3/4" female outlet  
 includes 3/4" - 1/2" adaptors  
 inc. bleed valve for system flush on installation  
 min-max wall mount 70-95mm  
 optimum installation depth 82mm  
 minimum operating pressure 0.2 bar LP (shower)  
 minimum operating pressure 1.0 bar MP (bath)

chrome  
 ELE-1480-C/P

Stocked In  
 UK



NEW

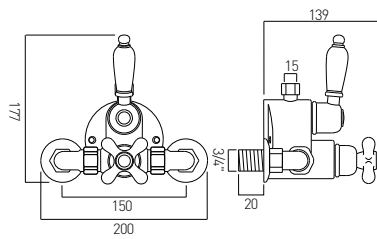


DX Elements  
 concealed 2 outlet, 3 handle thermostatic  
 shower valve  
 wall mounted  
 with rectangular backplate  
 thermostatic cartridge V-001C-PLA  
 flow cartridge C-301-RTC  
 2 x 3/4" female inlets  
 2 x 3/4" female outlets  
 includes 3/4" - 1/2" adaptors  
 inc. bleed valve for system flush on installation  
 min-max wall mount 70-95mm  
 optimum installation depth 82mm  
 minimum operating pressure 0.2 bar LP (shower)  
 minimum operating pressure 1.0 bar MP (bath)

chrome  
 ELE-1280/2-C/P

Stocked In  
 UK



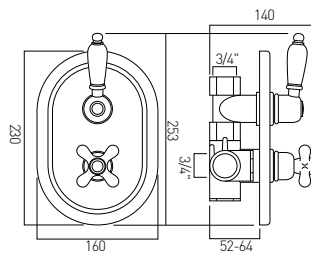


Westbury  
 exposed 1 outlet thermostatic shower valve 3/4"  
 wall mounted  
 thermostatic cartridge HUB-001A-WAX  
 flow cartridge HUB-002B-3/4  
 2 x 3/4" x 20mm threaded connections  
 1 x 1/2" nut and olive outlet  
 optional black handle and indice  
 minimum operating pressure 0.2 bar LP

chrome / white      Stocked In  
 WSB-149-3/4-C/P      UK

chrome / black  
 WSB-249-3/4-C/P      UK

**eB** FR-SHOWER/9-C/P



Westbury  
 concealed 1 outlet thermostatic shower valve  
 wall mounted  
 with oval backplate  
 thermostatic cartridge HUB-001A-WAX  
 flow cartridge HUB-002B-3/4  
 2 x 3/4" inlets  
 1 x 3/4" outlet  
 (1 x 3/4" outlet blanked off)  
 min-max wall mount 52-64mm  
 optimum installation depth 58mm  
 optional black handle and indice  
 minimum operating pressure 0.2 bar LP (shower)  
 minimum operating pressure 1.0 bar MP (bath)

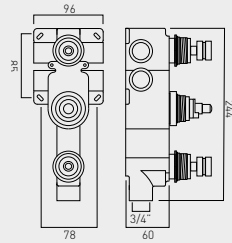
chrome / white      Stocked In  
 WSB-148-3/4-C/P      UK

chrome / black  
 WSB-248-3/4-C/P      UK





VALVE BODY



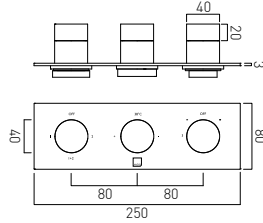
concealed 3 outlet, 3 handle  
thermostatic shower valve  
thermostatic cartridge V-001C-PLA  
diverter cartridge FL-802-33/2MX  
flow cartridge FL-301-RTC  
2 x 3/4" female inlets  
3 x 3/4" female outlets  
includes 3/4" - 1/2" adaptors  
minimum operating pressure  
0.2 bar LP (shower) 1.0 bar MP (bath)

brass  
TAB-028/3-CONC

Stocked In  
UK



NEW



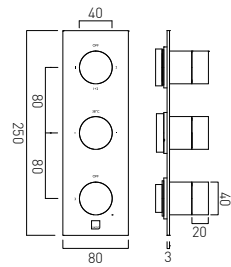
Tablet Omika horizontal  
trim kit for TAB-128/3-H-OMI-C/P comprises:  
3 x handles  
rectangular backplate  
securing rings  
thermostatic safety stop  
flow and temperature shrouds  
min-max wall mount 75-100mm  
optimum installation depth 87mm

chrome  
TAB-128/3-H-OMI-TRIM

Stocked In  
UK

(for use with TAB-028/3-CONC)

NEW



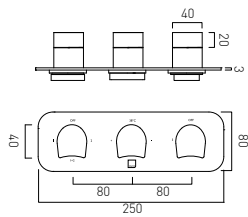

Tablet Omika vertical  
trim kit for TAB-128/3-OMI-C/P comprises:  
3 x handles  
rectangular backplate  
securing rings  
thermostatic safety stop  
flow and temperature shrouds  
min-max wall mount 75-100mm  
optimum installation depth 87mm

chrome  
TAB-128/3-OMI-TRIM

Stocked In  
UK

(for use with TAB-028/3-CONC)

Valve Component Kits

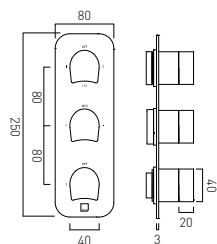


Tablet Kovera horizontal  
trim kit for TAB-128/3-H-KOV-C/P comprises:  
3 x handles  
rectangular backplate  
securing rings  
thermostatic safety stop  
flow and temperature shrouds  
min-max wall mount 75-100mm  
optimum installation depth 87mm

chrome  
TAB-128/3-H-KOV-TRIM

Stocked In  
UK

(for use with TAB-028/3-CONC)



Tablet Kovera vertical  
trim kit for TAB-128/3-KOV-C/P comprises:  
3 x handles  
rectangular backplate  
securing rings  
thermostatic safety stop  
flow and temperature shrouds  
min-max wall mount 75-100mm  
optimum installation depth 87mm

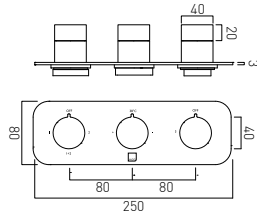
chrome  
TAB-128/3-KOV-TRIM

Stocked In  
UK

(for use with TAB-028/3-CONC)

# For more information on Tablet, go to page 174.

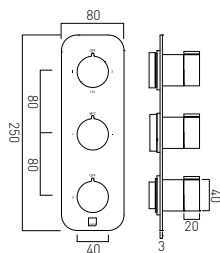
Compact in form and unique in operation, Tablet embraces the latest innovations in maximising water flow performance to ensure a fully immersive showering experience.



Tablet Altitude horizontal trim kit for TAB-128/3-H-ALT-C/P comprises:  
 3 x handles  
 rectangular backplate  
 securing rings  
 thermostatic safety stop  
 flow and temperature shrouds  
 min-max wall mount 75-100mm  
 optimum installation depth 87mm

chrome  
 TAB-128/3-H-ALT-TRIM  
 (for use with TAB-028/3-CONC)

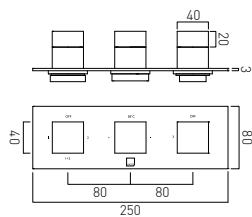
Stocked In  
 UK



Tablet Altitude vertical trim kit for TAB-128/3-ALT-C/P comprises:  
 3 x handles  
 rectangular backplate  
 securing rings  
 thermostatic safety stop  
 flow and temperature shrouds  
 min-max wall mount 75-100mm  
 optimum installation depth 87mm

chrome  
 TAB-128/3-ALT-TRIM  
 (for use with TAB-028/3-CONC)

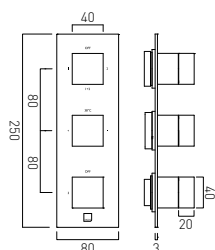
Stocked In  
 UK



Tablet Notion horizontal trim kit for TAB-128/3-H-NOT-C/P comprises:  
 3 x handles  
 rectangular backplate  
 securing rings  
 thermostatic safety stop  
 flow and temperature shrouds  
 min-max wall mount 75-100mm  
 optimum installation depth 87mm

chrome  
 TAB-128/3-H-NOT-TRIM  
 (for use with TAB-028/3-CONC)

Stocked In  
 UK

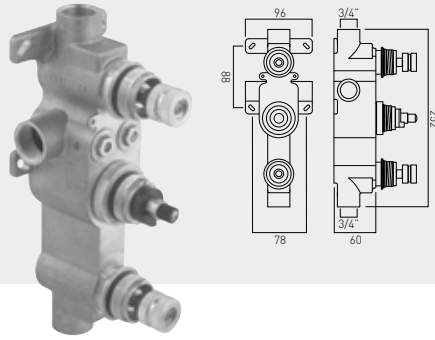


Tablet Notion vertical trim kit for TAB-128/3-NOT-C/P comprises:  
 3 x handles  
 rectangular backplate  
 securing rings  
 thermostatic safety stop  
 flow and temperature shrouds  
 min-max wall mount 75-100mm  
 optimum installation depth 87mm

chrome  
 TAB-128/3-NOT-TRIM  
 (for use with TAB-028/3-CONC)

Stocked In  
 UK

VALVE BODY



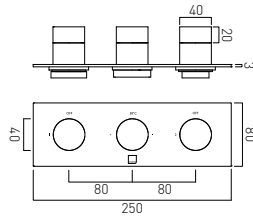
concealed 2 outlet, 3 handle  
thermostatic shower valve  
thermostatic cartridge V-001C-PLA  
2 x flow cartridge FL-301-RTC  
2 x 3/4" female inlets  
2 x 3/4" female outlets  
includes 3/4" - 1/2" adaptors  
minimum operating pressure  
0.2 bar LP (shower) 1.0 bar MP (bath)

brass  
TAB-028/2-CONC

Stocked In  
UK



NEW



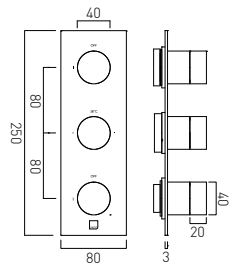
Tablet Omika horizontal  
trim kit for TAB-128/2-H-OMI-C/P comprises:  
3 x handles  
rectangular backplate  
securing rings  
thermostatic safety stop  
flow and temperature shrouds  
min-max wall mount 75-100mm  
optimum installation depth 87mm

chrome  
TAB-128/2-H-OMI-TRIM

Stocked In  
UK

(for use with TAB-028/2-CONC)

NEW



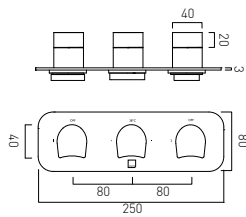

Tablet Omika vertical  
trim kit for TAB-128/2-OMI-C/P comprises:  
3 x handles  
rectangular backplate  
securing rings  
thermostatic safety stop  
flow and temperature shrouds  
min-max wall mount 75-100mm  
optimum installation depth 87mm

chrome  
TAB-128/2-OMI-TRIM

Stocked In  
UK

(for use with TAB-028/2-CONC)

Valve Component Kits

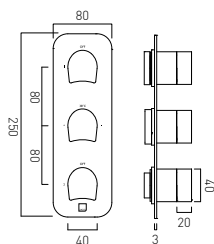


Tablet Kovera horizontal  
trim kit for TAB-128/2-H-KOV-C/P comprises:  
3 x handles  
rectangular backplate  
securing rings  
thermostatic safety stop  
flow and temperature shrouds  
min-max wall mount 75-100mm  
optimum installation depth 87mm

chrome  
TAB-128/2-H-KOV-TRIM

Stocked In  
UK

(for use with TAB-028/2-CONC)



Tablet Kovera vertical  
trim kit for TAB-128/2-KOV-C/P comprises:  
3 x handles  
rectangular backplate  
securing rings  
thermostatic safety stop  
flow and temperature shrouds  
min-max wall mount 75-100mm  
optimum installation depth 87mm

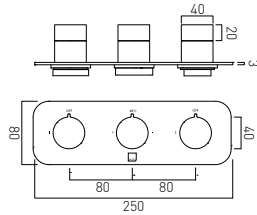
chrome  
TAB-128/2-KOV-TRIM

Stocked In  
UK

(for use with TAB-028/2-CONC)

# For more information on Tablet, go to page 174.

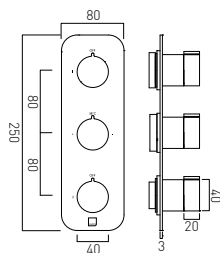
Compact in form and unique in operation, Tablet embraces the latest innovations in maximising water flow performance to ensure a fully immersive showering experience.



Tablet Altitude horizontal trim kit for TAB-128/2-H-ALT-C/P comprises:  
 3 x handles  
 rectangular backplate  
 securing rings  
 thermostatic safety stop  
 flow and temperature shrouds  
 min-max wall mount 75-100mm  
 optimum installation depth 87mm

chrome  
 TAB-128/2-H-ALT-TRIM  
 (for use with TAB-028/2-CONC)

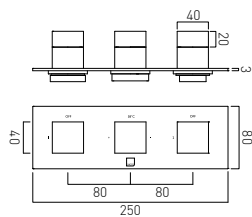
Stocked In  
 UK



Tablet Altitude vertical trim kit for TAB-128/2-ALT-C/P comprises:  
 3 x handles  
 rectangular backplate  
 securing rings  
 thermostatic safety stop  
 flow and temperature shrouds  
 min-max wall mount 75-100mm  
 optimum installation depth 87mm

chrome  
 TAB-128/2-ALT-TRIM  
 (for use with TAB-028/2-CONC)

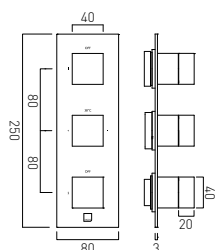
Stocked In  
 UK



Tablet Notion horizontal trim kit for TAB-128/2-H-NOT-C/P comprises:  
 3 x handles  
 rectangular backplate  
 securing rings  
 thermostatic safety stop  
 flow and temperature shrouds  
 min-max wall mount 75-100mm  
 optimum installation depth 87mm

chrome  
 TAB-128/2-H-NOT-TRIM  
 (for use with TAB-028/2-CONC)

Stocked In  
 UK

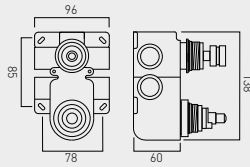


Tablet Notion vertical trim kit for TAB-128/2-NOT-C/P comprises:  
 3 x handles  
 rectangular backplate  
 securing rings  
 thermostatic safety stop  
 flow and temperature shrouds  
 min-max wall mount 75-100mm  
 optimum installation depth 87mm

chrome  
 TAB-128/2-NOT-TRIM  
 (for use with TAB-028/2-CONC)

Stocked In  
 UK

VALVE BODY



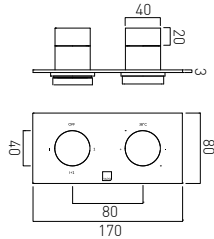
concealed 2 outlet, 2 handle  
thermostatic shower valve  
thermostatic cartridge V-001C-PLA  
diverter cartridge FL-802-33/2MX  
2 x 3/4" female inlets  
2 x 3/4" female outlets  
includes 3/4" - 1/2" adaptors  
minimum operating pressure  
0.2 bar LP (shower) 1.0 bar MP (bath)

brass  
TAB-048/2-CONC

Stocked In  
UK



NEW



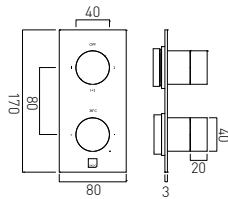
Tablet Omika horizontal  
trim kit for TAB-148/2-H-OMI-C/P comprises:  
2 x handles  
rectangular backplate  
securing rings  
thermostatic safety stop  
flow and temperature shrouds  
min-max wall mount 75-100mm  
optimum installation depth 87mm

chrome  
TAB-148/2-H-OMI-TRIM

Stocked In  
UK

(for use with TAB-048/2-CONC)

NEW



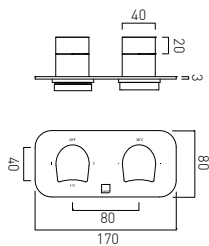

Tablet Omika vertical  
trim kit for TAB-148/2-OMI-C/P comprises:  
2 x handles  
rectangular backplate  
securing rings  
thermostatic safety stop  
flow and temperature shrouds  
min-max wall mount 75-100mm  
optimum installation depth 87mm

chrome  
TAB-148/2-OMI-TRIM

Stocked In  
UK

(for use with TAB-048/2-CONC)

Valve Component Kits

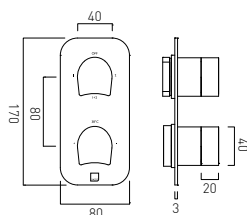


Tablet Kovera horizontal  
trim kit for TAB-148/2-H-KOV-C/P comprises:  
2 x handles  
rectangular backplate  
securing rings  
thermostatic safety stop  
flow and temperature shrouds  
min-max wall mount 75-100mm  
optimum installation depth 87mm

chrome  
TAB-148/2-H-KOV-TRIM

Stocked In  
UK

(for use with TAB-048/2-CONC)



Tablet Kovera vertical  
trim kit for TAB-148/2-KOV-C/P comprises:  
2 x handles  
rectangular backplate  
securing rings  
thermostatic safety stop  
flow and temperature shrouds  
min-max wall mount 75-100mm  
optimum installation depth 87mm

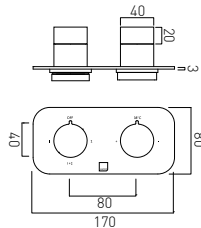
chrome  
TAB-148/2-KOV-TRIM

Stocked In  
UK

(for use with TAB-048/2-CONC)

# For more information on Tablet, go to page 174.

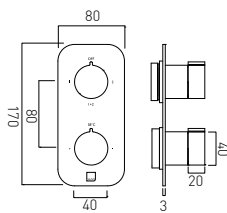
Compact in form and unique in operation, Tablet embraces the latest innovations in maximising water flow performance to ensure a fully immersive showering experience.



Tablet Altitude horizontal trim kit for TAB-148/2-H-ALT-C/P comprises:  
 2 x handles  
 rectangular backplate  
 securing rings  
 thermostatic safety stop  
 flow and temperature shrouds  
 min-max wall mount 75-100mm  
 optimum installation depth 87mm

chrome  
 TAB-148/2-H-ALT-TRIM  
 (for use with TAB-048/2-CONC)

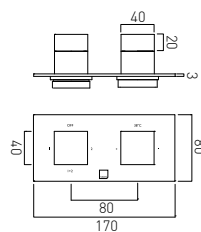
Stocked In  
 UK



Tablet Altitude vertical trim kit for TAB-148/2-ALT-C/P comprises:  
 2 x handles  
 rectangular backplate  
 securing rings  
 thermostatic safety stop  
 flow and temperature shrouds  
 min-max wall mount 75-100mm  
 optimum installation depth 87mm

chrome  
 TAB-148/2-ALT-TRIM  
 (for use with TAB-048/2-CONC)

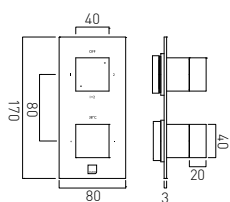
Stocked In  
 UK



Tablet Notion horizontal trim kit for TAB-148/2-H-NOT-C/P comprises:  
 2 x handles  
 rectangular backplate  
 securing rings  
 thermostatic safety stop  
 flow and temperature shrouds  
 min-max wall mount 75-100mm  
 optimum installation depth 87mm

chrome  
 TAB-148/2-H-NOT-TRIM  
 (for use with TAB-048/2-CONC)

Stocked In  
 UK

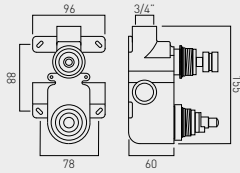


Tablet Notion vertical trim kit for TAB-148/2-NOT-C/P comprises:  
 2 x handles  
 rectangular backplate  
 securing rings  
 thermostatic safety stop  
 flow and temperature shrouds  
 min-max wall mount 75-100mm  
 optimum installation depth 87mm

chrome  
 TAB-148/2-NOT-TRIM  
 (for use with TAB-048/2-CONC)

Stocked In  
 UK

VALVE BODY



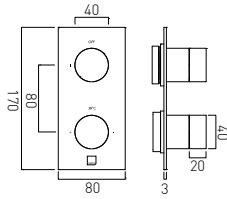
concealed 1 outlet, 2 handle  
thermostatic shower valve  
thermostatic cartridge V-001C-PLA  
flow cartridge FL-301-RTC  
2 x 3/4" female inlets  
1 x 3/4" female outlet  
includes 3/4" - 1/2" adaptors  
minimum operating pressure  
0.2 bar LP (shower) 1.0 bar MP (bath)

brass  
TAB-048-CONC

Stocked In  
UK



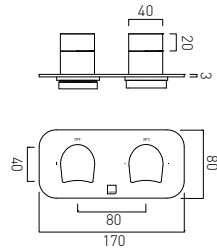

NEW



Tablet Omika vertical  
trim kit for TAB-148-OMI-C/P comprises:  
2 x handles  
rectangular backplate  
securing rings  
thermostatic safety stop  
flow and temperature shrouds  
min-max wall mount 75-100mm  
optimum installation depth 87mm

chrome  
TAB-148-OMI-TRIM  
  
(for use with TAB-048-CONC)

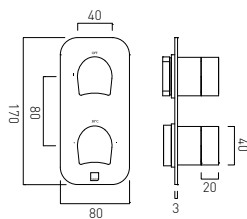
Stocked In  
UK



Tablet Kovera horizontal  
trim kit for TAB-148-H-KOV-C/P comprises:  
2 x handles  
rectangular backplate  
securing rings  
thermostatic safety stop  
flow and temperature shrouds  
min-max wall mount 75-100mm  
optimum installation depth 87mm

chrome  
TAB-148-H-KOV-TRIM  
  
(for use with TAB-048-CONC)

Stocked In  
UK



Tablet Kovera vertical  
trim kit for TAB-148-KOV-C/P comprises:  
2 x handles  
rectangular backplate  
securing rings  
thermostatic safety stop  
flow and temperature shrouds  
min-max wall mount 75-100mm  
optimum installation depth 87mm

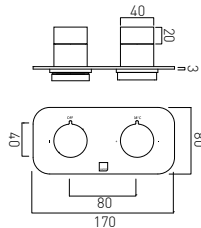
chrome  
TAB-148-KOV-TRIM  
  
(for use with TAB-048-CONC)

Stocked In  
UK



# For more information on Tablet, go to page 174.

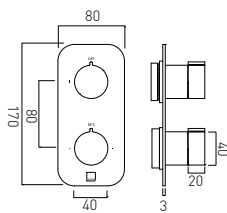
Compact in form and unique in operation, Tablet embraces the latest innovations in maximising water flow performance to ensure a fully immersive showering experience.



Tablet Altitude horizontal trim kit for TAB-148-H-ALT-C/P comprises:  
 2 x handles  
 rectangular backplate  
 securing rings  
 thermostatic safety stop  
 flow and temperature shrouds  
 min-max wall mount 75-100mm  
 optimum installation depth 87mm

chrome  
 TAB-148-H-ALT-TRIM  
 (for use with TAB-048-CONC)

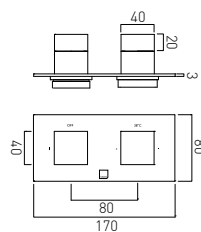
Stocked In  
 UK



Tablet Altitude vertical trim kit for TAB-148-ALT-C/P comprises:  
 2 x handles  
 rectangular backplate  
 securing rings  
 thermostatic safety stop  
 flow and temperature shrouds  
 min-max wall mount 75-100mm  
 optimum installation depth 87mm

chrome  
 TAB-148-ALT-TRIM  
 (for use with TAB-048-CONC)

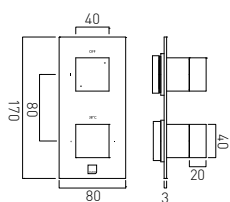
Stocked In  
 UK



Tablet Notion horizontal trim kit for TAB-148-H-NOT-C/P comprises:  
 2 x handles  
 rectangular backplate  
 securing rings  
 thermostatic safety stop  
 flow and temperature shrouds  
 min-max wall mount 75-100mm  
 optimum installation depth 87mm

chrome  
 TAB-148-H-NOT-TRIM  
 (for use with TAB-048-CONC)

Stocked In  
 UK

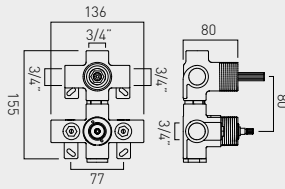


Tablet Notion vertical trim kit for TAB-148-NOT-C/P comprises:  
 2 x handles  
 rectangular backplate  
 securing rings  
 thermostatic safety stop  
 flow and temperature shrouds  
 min-max wall mount 75-100mm  
 optimum installation depth 87mm

chrome  
 TAB-148-NOT-TRIM  
 (for use with TAB-048-CONC)

Stocked In  
 UK

VALVE BODY



NEW

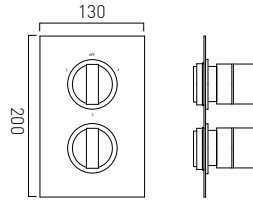
concealed 3 outlet, 2 handle  
 thermostatic shower valve with integrated diverter  
 thermostatic cartridge V-001C-PLA  
 diverter cartridge FL-804-33X/3X  
 2 x 3/4" female inlets  
 3 x 3/4" female outlets  
 includes 3/4" - 1/2" adaptors  
 fitted with bleed valve for system flush  
 on installation  
 minimum operating pressure  
 0.2 bar LP (shower) 1.0 bar MP (bath)

brass  
 CON-BV048D/3-BR

Stocked In  
 UK



NEW



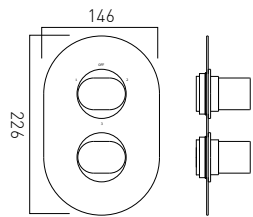
DX Notion  
 trim kit for NOT-148D/3-C/P comprises:  
 2 x handles  
 rectangular backplate  
 securing rings  
 thermostatic temperature stop  
 flow and temperature shrouds  
 min-max wall mount 70-95mm  
 optimum installation depth 82mm

chrome  
 NOT-148D/3-TRIM-C/P

Stocked In  
 UK

(for use with CON-BV048D/3-BR)

NEW



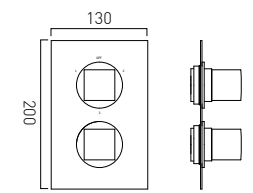
DX Life  
 trim kit for LIF-148D/3-C/P comprises:  
 2 x handles  
 oval backplate  
 securing rings  
 thermostatic temperature stop  
 flow and temperature shrouds  
 min-max wall mount 70-95mm  
 optimum installation depth 82mm

chrome  
 LIF-148D/3-TRIM-C/P

Stocked In  
 UK

(for use with CON-BV048D/3-BR)

NEW



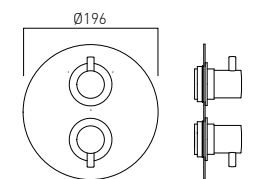
DX Mix²  
 trim kit for MIX-148D/3-C/P comprises:  
 2 x handles  
 rectangular backplate  
 securing rings  
 thermostatic temperature stop  
 flow and temperature shrouds  
 min-max wall mount 70-95mm  
 optimum installation depth 82mm

chrome  
 MIX-148D/3-TRIM-C/P

Stocked In  
 UK

(for use with CON-BV048D/3-BR)

NEW

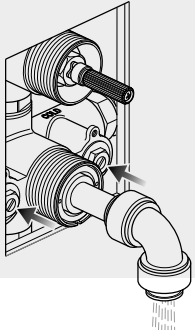


DX Celsius  
 trim kit for CEL-148D/3/RO-C/P comprises:  
 2 x handles  
 circular backplate  
 securing rings  
 thermostatic temperature stop  
 flow and temperature shrouds  
 min-max wall mount 70-95mm  
 optimum installation depth 82mm

chrome  
 CEL-148D/3/RO-TRIM

Stocked In  
 UK

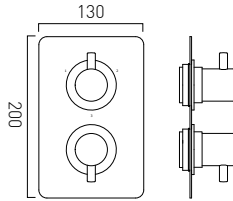
(for use with CON-BV048D/3-BR)



# For more information on the DX valve and bleed valve, go to pages 176-178.

To remove unwanted residue, improve product durability and maximise product longevity, it is strongly recommended that you flush your showering system upon installation using the bleed valve supplied.

**I NEW**

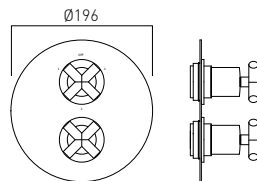


DX Celsius trim kit for CEL-148D/3/SQ-C/P comprises:  
 2 x handles  
 rectangular backplate  
 securing rings  
 thermostatic temperature stop  
 flow and temperature shrouds  
 min-max wall mount 70-95mm  
 optimum installation depth 82mm

chrome  
 CEL-148D/3/SQ-TRIM  
 (for use with CON-BV048D/3-BR)

Stocked In  
 UK

**I NEW**

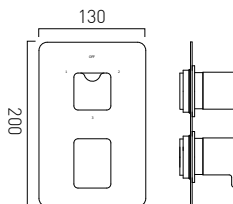


DX Elements trim kit for ELE-148D/3-C/P comprises:  
 2 x handles  
 circular backplate  
 securing rings  
 thermostatic temperature stop  
 flow and temperature shrouds  
 min-max wall mount 70-95mm  
 optimum installation depth 82mm

chrome  
 ELE-148D/3-TRIM-C/P  
 (for use with CON-BV048D/3-BR)

Stocked In  
 UK

**I NEW**

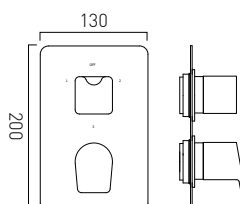


DX Phase trim kit for PHA-148D/3-C/P comprises:  
 2 x handles  
 rectangular backplate  
 securing rings  
 thermostatic temperature stop  
 flow and temperature shrouds  
 min-max wall mount 70-95mm  
 optimum installation depth 82mm

chrome  
 PHA-148D/3-TRIM-C/P  
 (for use with CON-BV048D/3-BR)

Stocked In  
 UK

**I NEW**

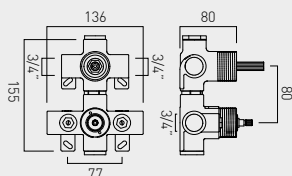


DX Photon trim kit for PHO-148D/3-C/P comprises:  
 2 x handles  
 rectangular backplate  
 securing rings  
 thermostatic temperature stop  
 flow and temperature shrouds  
 min-max wall mount 70-95mm  
 optimum installation depth 82mm

chrome  
 PHO-148D/3-TRIM-C/P  
 (for use with CON-BV048D/3-BR)

Stocked In  
 UK

VALVE BODY



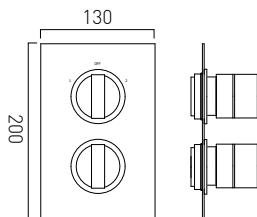
NEW

concealed 2 outlet, 2 handle  
thermostatic shower valve with integrated diverter  
thermostatic cartridge V-001C-PLA  
diverter cartridge FL-804-33X/3X  
2 x 3/4" female inlets  
2 x 3/4" female outlets  
includes 3/4" - 1/2" adaptors  
fitted with bleed valve for system flush on installation  
minimum operating pressure  
0.2 bar LP (shower) 1.0 bar MP (bath)

brass  
CON-BV048D/2-BR  
Stocked In  
UK



NEW

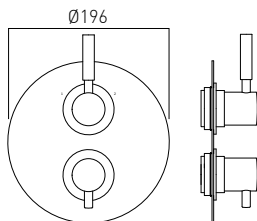


DX Notion  
trim kit for NOT-148D/2-C/P comprises:  
2 x handles  
rectangular backplate  
securing rings  
thermostatic temperature stop  
flow and temperature shrouds  
min-max wall mount 70-95mm  
optimum installation depth 82mm

chrome  
NOT-148D/2-TRIM-C/P  
Stocked In  
UK

(for use with CON-BV048D/2-BR)

NEW

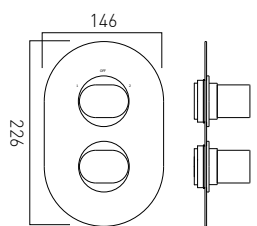


DX Origins  
trim kit for ORI-148D/2-C/P comprises:  
2 x handles  
circular backplate  
securing rings  
thermostatic temperature stop  
flow and temperature shrouds  
min-max wall mount 70-95mm  
optimum installation depth 82mm

chrome  
ORI-148D/2-TRIM-C/P\*  
Stocked In  
UK

(for use with CON-BV048D/2-BR)

NEW

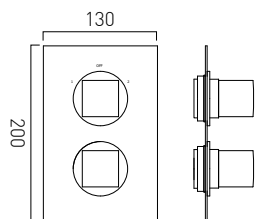


DX Life  
trim kit for LIF-148D/2-C/P comprises:  
2 x handles  
oval backplate  
securing rings  
thermostatic temperature stop  
flow and temperature shrouds  
min-max wall mount 70-95mm  
optimum installation depth 82mm

chrome  
LIF-148D/2-TRIM-C/P  
Stocked In  
UK

(for use with CON-BV048D/2-BR)

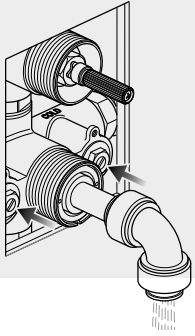
NEW



DX Mix<sup>2</sup>  
trim kit for MIX-148D/2-C/P comprises:  
2 x handles  
rectangular backplate  
securing rings  
thermostatic temperature stop  
flow and temperature shrouds  
min-max wall mount 70-95mm  
optimum installation depth 82mm

chrome  
MIX-148D/2-TRIM-C/P  
Stocked In  
UK

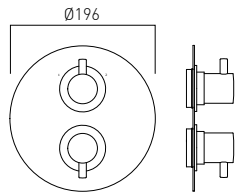
(for use with CON-BV048D/2-BR)



# For more information on the DX valve and bleed valve, go to pages 176-178.

To remove unwanted residue, improve product durability and maximise product longevity, it is strongly recommended that you flush your showering system upon installation using the bleed valve supplied.

**I NEW**

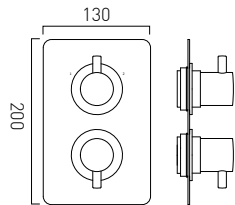


DX Celsius trim kit for CEL-148D/2/RO-C/P comprises:  
 2 x handles  
 circular backplate  
 securing rings  
 thermostatic temperature stop  
 flow and temperature shrouds  
 min-max wall mount 70-95mm  
 optimum installation depth 82mm

chrome  
 CEL-148D/2/RO-TRIM  
 (for use with CON-BV048D/2-BR)

Stocked In  
 UK

**I NEW**

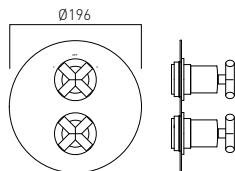


DX Celsius trim kit for CEL-148D/2/SQ-C/P comprises:  
 2 x handles  
 rectangular backplate  
 securing rings  
 thermostatic temperature stop  
 flow and temperature shrouds  
 min-max wall mount 70-95mm  
 optimum installation depth 82mm

chrome  
 CEL-148D/2/SQ-TRIM  
 (for use with CON-BV048D/2-BR)

Stocked In  
 UK

**I NEW**

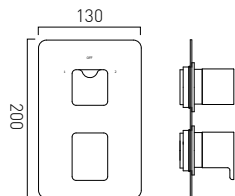


DX Elements trim kit for ELE-148D/2-C/P comprises:  
 2 x handles  
 circular backplate  
 securing rings  
 thermostatic temperature stop  
 flow and temperature shrouds  
 min-max wall mount 70-95mm  
 optimum installation depth 82mm

chrome  
 ELE-148D/2-TRIM-C/P  
 (for use with CON-BV048D/2-BR)

Stocked In  
 UK

**I NEW**

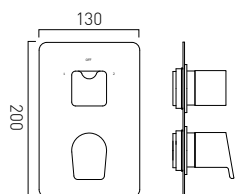


DX Phase trim kit for PHA-148D/2-C/P comprises:  
 2 x handles  
 rectangular backplate  
 securing rings  
 thermostatic temperature stop  
 flow and temperature shrouds  
 min-max wall mount 70-95mm  
 optimum installation depth 82mm

chrome  
 PHA-148D/2-TRIM-C/P  
 (for use with CON-BV048D/2-BR)

Stocked In  
 UK

**I NEW**



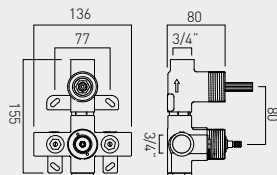
DX Photon trim kit for PHO-148D/2-C/P comprises:  
 2 x handles  
 rectangular backplate  
 securing rings  
 thermostatic temperature stop  
 flow and temperature shrouds  
 min-max wall mount 70-95mm  
 optimum installation depth 82mm

chrome  
 PHO-148D/2-TRIM-C/P  
 (for use with CON-BV048D/2-BR)

Stocked In  
 UK

Valve Component Kits

VALVE BODY



NEW

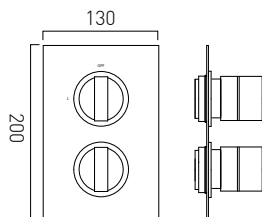
concealed 1 outlet, 2 handle  
thermostatic shower valve  
thermostatic cartridge V-001C-PLA  
flow cartridge C-301-RTC  
2 x 3/4" female inlets  
1 x 3/4" female outlet  
includes 3/4" - 1/2" adaptors  
fitted with bleed valve for system flush  
on installation  
minimum operating pressure  
0.2 bar LP (shower) 1.0 bar MP (bath)

brass  
CON-BV048D-BR

Stocked In  
UK



NEW



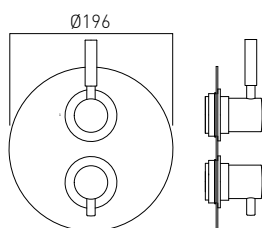
DX Notion  
trim kit for NOT-148D-C/P comprises:  
2 x handles  
rectangular backplate  
securing rings  
thermostatic temperature stop  
flow and temperature shrouds  
min-max wall mount 70-95mm  
optimum installation depth 82mm

chrome  
NOT-148D-TRIM-C/P

Stocked In  
UK

(for use with CON-BV048D-BR)

NEW



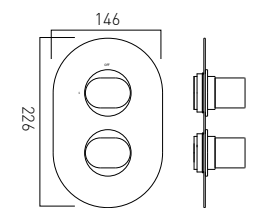
DX Origins  
trim kit for ORI-148D-C/P comprises:  
2 x handles  
circular backplate  
securing rings  
thermostatic temperature stop  
flow and temperature shrouds  
min-max wall mount 70-95mm  
optimum installation depth 82mm

chrome  
ORI-148D-TRIM-C/P\*

Stocked In  
UK

(for use with CON-BV048D-BR)

NEW



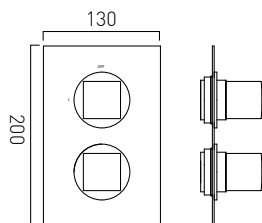
DX Life  
trim kit for LIF-148D-C/P comprises:  
2 x handles  
oval backplate  
securing rings  
thermostatic temperature stop  
flow and temperature shrouds  
min-max wall mount 70-95mm  
optimum installation depth 82mm

chrome  
LIF-148D-TRIM-C/P

Stocked In  
UK

(for use with CON-BV048D-BR)

NEW

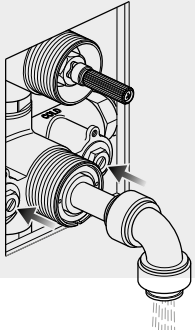


DX Mix<sup>2</sup>  
trim kit for MIX-148D-C/P comprises:  
2 x handles  
rectangular backplate  
securing rings  
thermostatic temperature stop  
flow and temperature shrouds  
min-max wall mount 70-95mm  
optimum installation depth 82mm

chrome  
MIX-148D-TRIM-C/P

Stocked In  
UK

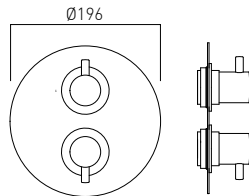
(for use with CON-BV048D-BR)



# For more information on the DX valve and bleed valve, go to pages 176-178.

To remove unwanted residue, improve product durability and maximise product longevity, it is strongly recommended that you flush your showering system upon installation using the bleed valve supplied.

**I NEW**

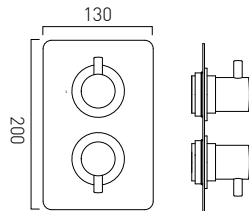


DX Celsius trim kit for CEL-148D/RO-C/P comprises:  
 2 x handles  
 circular backplate  
 securing rings  
 thermostatic temperature stop  
 flow and temperature shrouds  
 min-max wall mount 70-95mm  
 optimum installation depth 82mm

chrome  
 CEL-148D/RO-TRIM-C/P  
 (for use with CON-BV048D-BR)

Stocked In  
 UK

**I NEW**

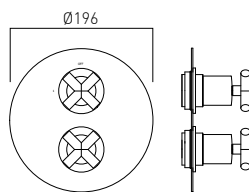


DX Celsius trim kit for CEL-148D/SQ-C/P comprises:  
 2 x handles  
 rectangular backplate  
 securing rings  
 thermostatic temperature stop  
 flow and temperature shrouds  
 min-max wall mount 70-95mm  
 optimum installation depth 82mm

chrome  
 CEL-148D/SQ-TRIM-C/P  
 (for use with CON-BV048D-BR)

Stocked In  
 UK

**I NEW**

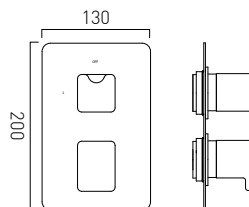


DX Elements trim kit for ELE-148D-C/P comprises:  
 2 x handles  
 circular backplate  
 securing rings  
 thermostatic temperature stop  
 flow and temperature shrouds  
 min-max wall mount 70-95mm  
 optimum installation depth 82mm

chrome  
 ELE-148D-TRIM-C/P  
 (for use with CON-BV048D-BR)

Stocked In  
 UK

**I NEW**

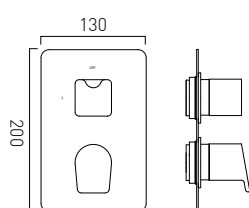


DX Phase trim kit for PHA-148D-C/P comprises:  
 2 x handles  
 rectangular backplate  
 securing rings  
 thermostatic temperature stop  
 flow and temperature shrouds  
 min-max wall mount 70-95mm  
 optimum installation depth 82mm

chrome  
 PHA-148D-TRIM-C/P  
 (for use with CON-BV048D-BR)

Stocked In  
 UK

**I NEW**



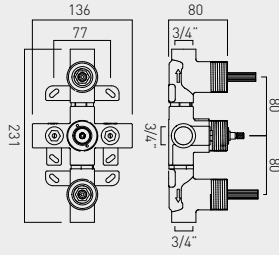
DX Photon trim kit for PHO-148D-C/P comprises:  
 2 x handles  
 rectangular backplate  
 securing rings  
 thermostatic temperature stop  
 flow and temperature shrouds  
 min-max wall mount 70-95mm  
 optimum installation depth 82mm

chrome  
 PHO-148D-TRIM-C/P  
 (for use with CON-BV048D-BR)

Stocked In  
 UK

Valve Component Kits

VALVE BODY



NEW

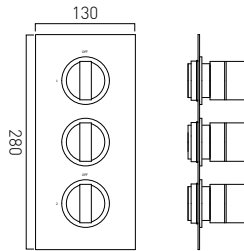
concealed 2 outlet, 3 handle  
thermostatic shower valve  
thermostatic cartridge V-001C-PLA  
flow cartridge C-301-RTC  
2 x 3/4" female inlets  
2 x 3/4" female outlets  
includes 3/4" - 1/2" adaptors  
fitted with bleed valve for system flush  
on installation  
minimum operating pressure  
0.2 bar LP (shower) 1.0 bar MP (bath)

brass  
CON-BV028D/2-BR

Stocked In  
UK



NEW



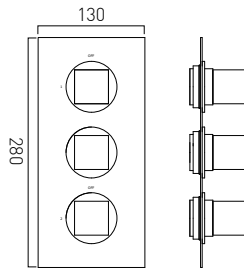
DX Notion  
trim kit for NOT-128D/2-C/P comprises:  
3 x handles  
rectangular backplate  
securing rings  
thermostatic temperature stop  
flow and temperature shrouds  
min-max wall mount 70-95mm  
optimum installation depth 82mm

chrome  
NOT-128D/2-TRIM-C/P

Stocked In  
UK

(for use with CON-BV028D/2-BR)

NEW



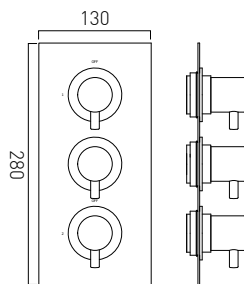
DX Mix<sup>2</sup>  
trim kit for MIX-128D/2-C/P comprises:  
3 x handles  
rectangular backplate  
securing rings  
thermostatic temperature stop  
flow and temperature shrouds  
min-max wall mount 70-95mm  
optimum installation depth 82mm

chrome  
MIX-128D/2-TRIM-C/P

Stocked In  
UK

(for use with CON-BV028D/2-BR)

NEW



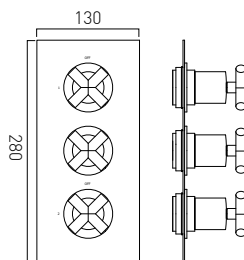
DX Celsius  
trim kit for CEL-128D/2-C/P comprises:  
3 x handles  
rectangular backplate  
securing rings  
thermostatic temperature stop  
flow and temperature shrouds  
min-max wall mount 70-95mm  
optimum installation depth 82mm

chrome  
CEL-128D/2-TRIM-C/P

Stocked In  
UK

(for use with CON-BV028D/2-BR)

NEW



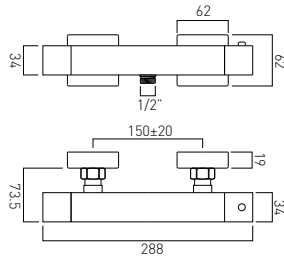
DX Elements  
trim kit for ELE-128D/2-C/P comprises:  
3 x handles  
rectangular backplate  
securing rings  
thermostatic temperature stop  
flow and temperature shrouds  
min-max wall mount 70-95mm  
optimum installation depth 82mm

chrome  
ELE-128D/2-TRIM-C/P

Stocked In  
UK

(for use with CON-BV028D/2-BR)



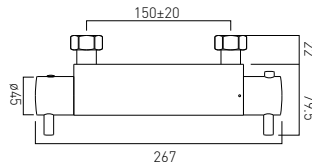


Té  
exposed thermostatic shower valve 1/2"  
wall mounted  
thermostatic cartridge V-001A-PLA  
flow cartridge TE-002B-1/2  
3/4" x 1/2" x 50mm male eccentrics  
minimum operating pressure 0.2 bar LP

chrome  
TE-149T-C/P

Stocked In  
UK

FR-SHOWER/9-C/P

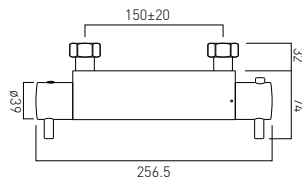


Celsius  
exposed thermostatic shower valve 3/4"  
wall mounted  
thermostatic cartridge V-001C-PLA  
flow cartridge C-301-RTC  
3/4" x 1/2" x 50mm male eccentrics  
minimum operating pressure 0.2 bar LP

chrome  
CEL-149-3/4-C/P

Stocked In  
UK

FR-SHOWER/9-C/P

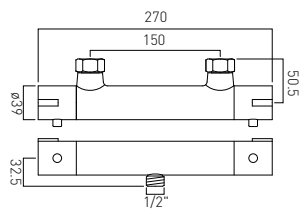


Celsius  
exposed thermostatic shower valve 1/2"  
wall mounted  
thermostatic cartridge V-001C-PLA  
flow cartridge C-202-RTC  
3/4" x 1/2" x 50mm male eccentrics  
minimum operating pressure 0.2 bar LP

chrome  
CEL-149-1/2-C/P

Stocked In  
UK

FR-SHOWER/9-C/P

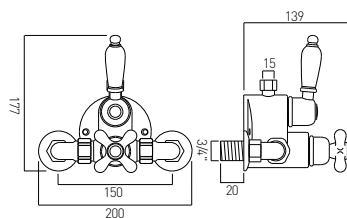


DGS  
exposed thermostatic shower valve 1/2"  
wall mounted  
thermostatic cartridge V-001A-PLA  
flow cartridge C-203-RTC  
3/4" x 1/2" x 50mm male eccentrics  
minimum operating pressure 0.2 bar LP

chrome  
DGS-149-1/2-C/P

Stocked In  
UK

FR-SHOWER/9-C/P



Westbury  
exposed 1 outlet thermostatic shower valve 3/4"  
wall mounted  
thermostatic cartridge HUB-001A-WAX  
flow cartridge HUB-002B-3/4  
2 x 3/4" x 20mm threaded connections  
1 x 1/2" nut and olive outlet  
optional black handle and indice  
minimum operating pressure 0.2 bar LP

chrome / white  
WSB-149-3/4-C/P

Stocked In  
UK

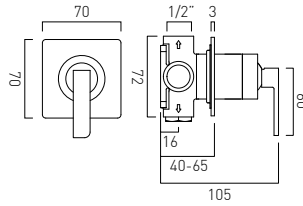
chrome / black  
WSB-249-3/4-C/P

UK

FR-SHOWER/9-C/P



NEW



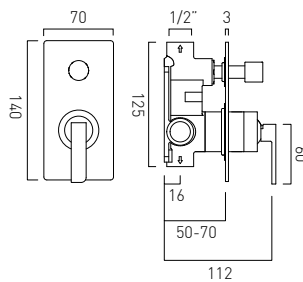
Omika  
concealed 1 outlet shower valve  
single lever  
wall mounted  
with rectangular backplate  
ceramic cartridge CAR-K35A  
2 x 1/2" female inlets  
2 x 1/2" female outlets (one is blanked off)  
min-max wall mount 40-65mm  
minimum operating pressure 0.2 bar LP (shower)  
minimum operating pressure 1.5 bar MP (bath)

chrome  
OMI-145A-C/P

Stocked In  
UK



NEW



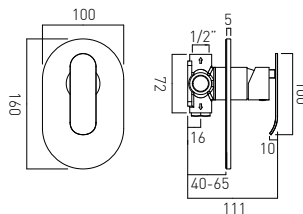
Omika  
concealed 2 outlet shower valve with diverter  
single lever  
wall mounted  
with rectangular backplate  
ceramic cartridge CAR-K35A  
2 x 1/2" female inlets  
2 x 1/2" female outlets  
min-max wall mount 50-70mm  
minimum operating pressure 0.2 bar LP (shower)  
minimum operating pressure 1.5 bar MP (bath)

chrome  
OMI-147A-C/P

Stocked In  
UK



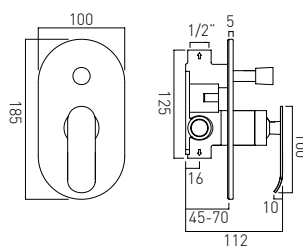
Manual Valves



Kovera  
concealed 1 outlet shower valve  
single lever  
wall mounted  
with oval backplate  
ceramic cartridge CAR-K35A  
2 x 1/2" female inlets  
2 x 1/2" female outlets (one is blanked off)  
min-max wall mount 40-65mm  
minimum operating pressure 0.2 bar LP (shower)  
minimum operating pressure 1.5 bar MP (bath)

chrome  
KOV-145A-C/P

Stocked In  
UK



Kovera  
concealed 2 outlet shower valve with diverter  
single lever  
wall mounted  
with oval backplate  
ceramic cartridge CAR-K35A  
2 x 1/2" female inlets  
2 x 1/2" female outlets  
min-max wall mount 50-70mm  
minimum operating pressure 0.2 bar LP (shower)  
minimum operating pressure 1.5 bar MP (bath)

chrome  
KOV-147A-C/P

Stocked In  
UK

